

**Queensland Rugby Referees Association
(Brisbane) Inc.**



**QRRA
BRISBANE**

ANNUAL REPORT

November 2006




QUEENSLAND
RUGBY CLUB
Major Sponsor



QUEENSLAND RUGBY CLUB
DOWNTOWN
Brisbane

The Management Committee and members of the Queensland Rugby Referees Association (Brisbane) Inc. gratefully acknowledge the support of the following sponsors during the 2006 season.



Contents

Office Bearers 2006	Page 4
President's Report	Page 5
Honorary Auditor's Report	Page 8
Appointments Board Report	Page 18
Representative Appointments	Page 20
Referee Coaches Group Report	Page 21
Judicial Report	Page 24
Brisbane Junior Rugby Judicial Report	Page 26
Interchange Reports	Page 33
Referee Milestones/Games	Page 39
Referee/Pennant Winners 2006	Page 42

**Queensland Rugby Referees Association
(Brisbane) Inc.**

Office Bearers

2006

President : Mark Logan

Vice- President : Tim Matthews

Secretary : Stu Tasker

Treasurer : Neill McCann

Committee Members:

**Michael Darcy
Michael Jennings
Darren Rees
Steve Williamson**

Administrative Officer : John English

2006 President's Report

It is hard to believe that another Brisbane community rugby season has passed. This has been my second year as president of your association, an honour that I gratefully acknowledge. When I was first elected president at our 2004 AGM, I advised all members at the meeting that my primary aim was to try and achieve peace within our ranks during my term in office. For too long in our recent history, there has been too much disharmony between the various factions within our organization. The unfortunate part from my viewpoint was that all factions were trying to do their best for the association, but short-term actions by many often clouded the acknowledged need for achievement of long-term goals.

I would freely admit to anyone that I have not been totally successful in achieving my primary aim. I do believe though that our association has made significant progress in the right direction. Whilst I am a great believer in businesses (and we are a business) having Strategic Plans or the like, I have come to realize over the years that all the planning and thinking that is put forward to help an organization grow is quite useless if we cannot trust and work with each other in an harmonious environment. Most of season 2005 was spent trying to re-develop that trust that was so sadly lacking. I do not mind saying that I had to drag a few members kicking and screaming around to my way of thinking. It is important for all members to realize, that no-one person, including myself, is ever going to get their own way. The actions taken by a management committee have to reflect the wishes and best interest of all members, not just a few.

So one year down, what of 2006. Having hopefully established this platform of trust, it was my aim this year to see the implementation of two objectives. Firstly, the need for a culture of succession planning within the association, become the norm rather than the exception and secondly an initiative to help retain our existing members, namely an expansion of our interchange programme. At the 2005 AGM I stated that these two initiatives were I believe necessary steps the association had to take if we were to achieve a lasting peace.

Why you may ask? In relation to the succession planning issue, as many of you would know, in my life away from rugby, I am a dentist. Most of the people within my profession belong to the Australian Dental Association. Succession planning is critical to the progression of organisations such as this. Within the ADA executive (management committee equivalent) there is a progression process through the various portfolios before a member assumes the position of state president. Within the ADAQ, this would take a member in the executive approximately six years. Every position is held for a period of one year only. The upside to an ordered ascendancy such as this, is that it enables the members of the executive to hopefully, fully understand all aspects of their organization by the time they are entrusted with its leadership. Whilst, I am not advocating this particular succession plan model for our association, we do need to adopt a philosophy to allow a process like this to occur. (It was certainly extremely advantageous for me to have fulfilled many other roles on our executive, before becoming president.) I believe it shows an organization has maturity and is ultimately committed to achieving long-term benefits for the association as a whole. It was with thought process in mind, that I advised that 2006 MC at its first meeting, that I would not be seeking a third term as president of the association. However, the MC was also made very aware that I would be still pushing ahead with various initiatives that I believed would help me achieve my primary long-term goal for the association and that they as a group had a full year to contemplate how a succession planning culture could be implemented.

For any business to be successful, it must have a sound financial base. This is one area where our association has been at the forefront of all stakeholders within the Brisbane rugby community. Sound economic management by previous administrations and the current one over the past decade has allowed our organization to be able to continue to provide both on and off- field benefits to our members. The sponsorship arrangements that have been developed by previous administrations have been the cornerstone of establishing this financial base. This current administration has continued to cement these relationships as well as formulating a detailed sponsorship policy for the association for the years ahead. The Queensland Rugby Club has now been our major sponsor for 4 years and has again committed to fill this role in 2007. This year Centenary Mazda has joined with Dixon Homes to be part of our principal sponsorship category. Seven years on and Coopers Plains Dental Surgery continues to provide financial assistance as detailed by the support sponsorship category. To all these companies, thank you for your belief in our organization and your community spirit.

For the past two seasons, the association has been able to provide re-imbursement of expenses to all our members, for all regular competition games that the association appoints to. This benefit is a very good example of what can be achieved when people work together. The excellent work by many members of this and past management committees has enabled the provision of a tangible benefit. However, not all benefits though should be measured in terms of dollars and cents. The majority of us are involved in refereeing, so that we can continue to experience the fun we hopefully achieved playing rugby. The camaraderie, the trips away, happy hours, etc are all memories we cherish. Apart from personal challenges and rewards on the field, one of the most satisfying experiences that referees and/or coaches can achieve away from the paddock is selection for the various interchange programmes that exist. This association has a long history of interchange programmes with the Canterbury, Wellington and Waikato Rugby Referee Associations in New Zealand. Along the way, there have also been intermittent exchanges with Newcastle and Canberra. For all the benefits that these programmes provide, and they are numerous, there has always been the argument about what the selection criteria should be. Should it be based on development or reward? Who's right, who's wrong. Who cares! As far as I was concerned, the benefits individually and collectively for our members were far too important, to let personal opinions get in the way of potentially destroying this wonderful benefit. I believed the need to be able to provide for both criteria was critical in achieving my aim for harmony within our ranks. Ultimately, I hope the flow on effect from an initiative such as this would be increased membership retention. For the most part, every member who has ever been on an interchange has returned excited and wanting to give something tangible back to the association. Referee development as we all know is a critical issue. In the big picture I am hoping this initiative will eventually provide us with many more members who will want to "stick around once they give the whistle away" and join the referee coaching ranks. There is not one referee out there who would not like to see an increased coaching presence.

This year, I am very pleased to report we have been able to accomplish the implementation of this initiative. The development of an intrastate interchange programme has been an outstanding success. Our association has sent referees and coaches to Cairns, Townsville, Mackay, Rockhampton and Longreach. Late in the season, we introduced a weekly exchange for referees with Gold Coast Referee Association. All sub-unions have expressed a real desire to continue and develop further this initiative in the seasons ahead. This is a far cry from recent times when the "them and us " attitude prevailed and no one would speak to one another. By increasing the number of interchange positions, the management committee has effectively been able to provide not only a real tangible benefit to many more members, but also put to rest the development/reward selection arguments. Our excellent financial position has allowed for its implementation and should also see

that this programme flourishes in the years ahead. Normally, I would not single out any particular person for special mention, but this one time I will make an exception. I would personally like to congratulate Darren Rees for his outstanding contribution in seeing this initiative through to completion. The goodwill that Darren's actions have created between the various sub-unions and ourselves cannot be under-estimated. I know it will continue to produce significant benefits for all concerned. Thankyou Darren.

I would like to take this opportunity to formally thank the members of the 2006 management committee. Tim Matthews(Vice -president,) Stu Tasker(secretary),Neil McCann(treasurer) Michael Jennings, Michael Darcy, Darren Rees and Steve Williamson have all provided stirring service to the association and deserve your congratulations. The appointments board, chaired by Tim, Tom Ryan, Brian O'Donnell , Barry Leask and Peter Backstrom are all looking forward to a very long and deserved break. After five years, 2006 will be Tom's last season of being involved in the appointment process. Enjoy the rest Tom! To John English, thanks mate. It was never going to be easy being the association's first contracted administrator, but you handled the job in a professional manner. I cannot ask anymore than that. I would like to thank Geoff Pegg for being the association's Referee Coaches Group Co-ordinator (RCGC) for the past 2 years. The time that Geoff put into developing a three year coaching plan for the association cannot be understated. The new RCGC will have the opportunity to further develop the pathways established in this important policy document. I would also like to thank all our representatives on the numerous committees that required our input. They include the various judiciaries, the State Referee Committee, The Brisbane Rugby Committee, Suburban Rugby committee and the Brisbane Junior Rugby Committee. I prefer not to name names for fear of forgetting someone (and thus disturbing the peace,) but what I will say though is that we are all volunteers and as such everyone deserves congratulations for their services to the rugby community.

Finally, I would like to thankyou, the general membership of the QRRA (Brisbane) Inc. for your support and friendship over the past two years. I trust that you feel that I have served you well as your chosen leader in that time and that you feel that our association is a better organization for it. As to whether or not, you feel that the culture that I have attempted to instil is right in the longer term for our association; that will be ultimately decided by you. I trust the new management team will enjoy your full support.

Yours in rugby

Mark Logan
President
QRRA(Brisbane)Inc.

Honorary Auditor's Report


Queensland Rugby Referees Association (Brisbane) Inc Period Ended 30 June 2006

Statement by Members of the Management Committee.

In the opinion of the Management Committee, the accompanying Financial Statements:

1. Present fairly the financial position of the Queensland Rugby Referees Association (Brisbane) Inc as at 30 June 2006 and the results of the Association for the period ended on that date.
2. At the date of this statement there are reasonable grounds to believe that Queensland Rugby Referees Association (Brisbane) Inc will be able to pay its debts as and when they fall due.

This statement is made in accordance with the resolution of the committee and is signed for and on behalf of the committee by:



Mark Logan
President



Neill McCann
Treasurer

Dated this 12th Day of October 2006

Queensland Rugby Referees Association (Brisbane) Inc
Period Ended 30 June 2006

Statement of Income & Expenditure.

	Note	30 June 2006 \$	30 June 2005 \$
INCOME			
Administration - Contribution by QRU	2	30,000.00	30,000.00
Annual Dinner		4,345.31	3,354.55
Bar Takings	3		2,483.61
Functions	4	86.37	
Interchange contribution	5	454.55	
Interest		2,626.56	1,932.11
Miscellaneous Receipts	6		2,453.64
Referee Development and Camp	7		3,633.64
Refereeing Services	8	87,795.46	82,992.27
Sponsorship and Donations	10	34,000.00	32,001.82
Subscriptions	11	16,435.53	16,388.18
Uniform Sales	13	100.00	1,127.27
Total Income		175,843.78	176,367.09
EXPENDITURE			
Administration	2	19,899.46	16,323.25
Annual Dinner		13,186.71	10,687.42
Bank Fees and Charges		48.35	229.70
Bar Stock	3		2,060.53
Computer Expenses		252.89	843.77
Fees and Permits		528.55	515.74
Functions	4	4,698.81	1,913.37
Insurance Premiums		1,342.83	1,309.15
Interchange Expenses	5	14,363.87	5,661.65
Miscellaneous Expenses	6		
Postage		1,385.76	425.29
Printing and Stationary		2,713.45	961.64
Referee Coaching and Development	7	8,834.62	4,512.54
Referee Development and Camp	7	1,621.82	6,158.01
Referee Expenses	8	51,159.09	20,318.18
Repairs and Maintenance	9	4,026.16	18,451.31
Telephone Expenses		2,892.43	2,612.18
Training and Fitness		5,041.95	4,962.32
Trophies and Gifts	12	2,679.90	2,425.98
Uniform and Apparel Expenses	13	22,517.53	20,639.32
Total Expenditure		157,194.18	121,011.36
OPERATING INCOME (LOSS)		18,649.60	55,355.73
NET INCOME (LOSS)		18,649.60	55,355.73

GST collections and payments made are excluded from the Income and Expenditure Statement in accordance with Commonwealth Government legislation.

Queensland Rugby Referees Association (Brisbane) Inc
Period Ended 30 June 2006

Balance Sheet

	Note	30 June 2006 \$	30 June 2005 \$
MEMBERS' FUNDS			
Accumulated Funds - 1 July		129,126.65	73,436.45
Net Income(Loss)		18,649.60	55,355.72
Less Adjustment		(144.38)	334.47
Total Members Funds		147,631.87	129,126.65
<i>Represented By:</i>			
Assets			
Cash at Bank		36,968.65	89,802.79
Cash Management Account		116,122.73	43,508.52
Debtors - GST June Quarter	14	4,044.01	3,242.03
Total Assets		157,235.39	136,553.34
Liabilities			
Creditors - GST June Quarter	12	9,503.52	7,426.69
NET ASSETS		147,631.87	129,126.65

Queensland Rugby Referees Association (Brisbane) Inc
Period Ended 30 June 2006

Statement of Cash Flows

	30 June 2006	30 June 2005
	\$	\$
Operating Activities		
Cash Income from Customers	175,843.78	176,367.09
Cash Payments to Customers	(157,194.18)	(121,011.36)
Nett Movement in Operating Funds	18,649.60	55,355.73
GST Activities		
GST Collected (Liability i/f/o ATO)	17,321.63	16,810.00
GST Paid (Credit o/a/o ATO)	(15,707.16)	(12,070.30)
GST Collected (Liability i/f/o ATO)	6,676.00	4,663.00
GST Collected (Liability i/f/o ATO)	(7,160.00)	(3,497.00)
Nett Movement in GST Activities	1,130.47	5,905.70
Nett Movement in Cash - Increase/(Decrease)	19,780.07	61,261.42
<i>Cash Balances held - 1 July</i>		
Cheque Accounts	89,802.79	30,473.50
Cash Management Account	43,508.52	41,576.39
Cash Balance - 30 June	153,091.38	133,311.31
<i>Represented By:</i>		
Cheque Accounts	36,968.65	89,802.79
Cash Management Account	116,122.73	43,508.52
Total	153,091.38	133,311.31

Queensland Rugby Referees Association (Brisbane) Inc
Period Ended 30 June 2006

Notes to and forming part of the Accounts

1. Summary of Significant Accounting Policies

These financial statements are a special purpose financial report prepared in order to provide accounts which satisfy the requirements of the Associations Incorporation Act (Qld) 1981. The management committee has determined that the Association is a non-reporting entity and therefore there is no requirement to apply accounting standards and other mandatory professional reporting requirements in the preparation and presentation of these statements.

The statements have been prepared in accordance with the requirements of the Associations Incorporation Act (Qld) 1981. The statements are prepared on a cash basis, whereby items are brought to account as money is paid or received, from the records of the association. They are based on historical costs and do not take into account changing money values or, except where as specifically stated, current valuation of non-current assets.

The accounting policies have been consistently applied, unless otherwise stated. The following is a summary of significant accounting policies adopted by the Queensland Rugby Referees Association (Brisbane) Incorporated in the preparation of the financial statements.

(a) Taxation

As of 1 July 2000, the association was registered with the ATO for GST purposes. It is a non-profit organisation that has voluntarily nominated for GST.

No provision has been made for income tax as the association is exempt from income tax under the provisions of section 23(g) of the Income Tax Assessment Act.

The Association was and still is not required to have a Tax File Number.

The Association collects and pays GST quarterly. A Business Activity Statement (BAS) is submitted to the ATO on a quarterly basis as required by the taxation legislation.

(b) Stock on Hand

All bar stock and referee's apparel are expensed in the year of purchase.

(c) Equipment

All equipment purchases are expensed in the year of purchase.

For control purposes such items have been listed on the register of non-current assets/chattels.

(d) GST collections and payments are excluded from the Income & Expenditure Statement in accordance with Commonwealth Government Legislation.

Queensland Rugby Referees Association (Brisbane) Inc
Period Ended 30 June 2006

Notes to and forming part of the Accounts (cont'd)

	2006 \$	2005 \$	Comments
2. Administration			
Contribution by QRU	30,000.00	30,000.00	Brisbane Rugby Committee provides \$30,000 per annum for administrative costs.
Expenditure by QRRA	19,899.46	16,323.25	
3. Bar Takings and Purchases			
Bar Takings	Nil	2,483.61	Main source of income was Reds games at Ballymore (now moved to Suncorp stadium). General meetings now held in QRU Club rooms.
Bar Purchases			
	Nil	2,060.53	
Net Takings	Nil	423.07	
4. Functions			
Cost of functions	4,698.81	1,913.37	AGM, Mid-year and 2006 season launch functions.
Member contributions	(86.37)		
Net cost	4,612.44	1,913.37	
5. Interchange Expenses			
<i>Outward</i>			
2006	7,629.94		Includes intrastate interchanges
2005	2,128.78	3,280.91	
2004		692.09	
	9,758.72	3,973.00	
<i>Inward</i>			
2006	4,289.67		Includes intrastate interchanges 2005 Interchange occurred in June 2004 Interchange occurred in July
2005	315.48	646.04	
2004		1,042.61	
	4,456.47	1,688.65	
Total Interchange Expenses	14,363.87	5,661.65	
Less: Contribution by QRU	454.55		
Net Interchange Cost	13,909.32	5,661.65	
6. Miscellaneous			
<i>Receipts</i>			
Proceeds from wind-up of Australian Society of Rugby Referees		2,453.64	Proceeds paid to referee associations at wind up
7. Referee Development			
<i>Referee Coaching and Development</i>			
General Meetings	2,907.23	1,696.85	

Queensland Rugby Referees Association (Brisbane) Inc
Period Ended 30 June 2006

Notes to and forming part of the Accounts (cont'd)

	2006 \$	2005 \$	Comments
Coaching and Development Meetings	640.36	886.31	
Coaching Database Maintenance	381.82		
Videos and Materials	2,289.14	1,834.83	Includes new tripod for video camera.
Other Training Items	2,234.55	94.55	Video projector and screen
	8,453.10	4,512.54	
<i>Referee Development Activities</i>			
Referee Camp			
Total Expenditure		4,010.98	
Total Receipts		3,633.64	Payments from DDRRA (\$479) and FNCRRRA (\$182)
Subsidy by QRRRA (Brisbane)		377.34	
Development Day	1,621.82	772.04	
Law Books	381.52	1,375.00	
Total Expenditure	10,456.44	10,670.56	
Less: Payments by Members		3,633.64	
Net Expenditure	10,456.44	7,036.92	
8. Refereeing Services			
<i>2006 Season</i>			
QRU	32,254.55		
BJRU	5,400.00		
GPS			Payment received in 2006-2007
AIC	11,000.00		
TAS	11,000.00		
	59,654.55		
<i>2005 Season</i>			
QRU	25,554.54	26,472.73	
GPS		12,000.00	
AIC		10,000.00	
TAS		10,000.00	
Southern Skies	1,250.00		
Brisbane 10s	500.00		
Brisbane Fiji Day	181.82		
Sione Mafi Cup	654.55		
	28,140.91	58,472.73	
<i>2004 Season</i>			
GPS		10,800.00	
AIC		8,400.00	

Queensland Rugby Referees Association (Brisbane) Inc
Period Ended 30 June 2006

Notes to and forming part of the Accounts (cont'd)

	2006 \$	2005 \$	Comments
TAS		4,319.55	
Kefu Cup		1,000.00	
		24,519.55	
Total Receipts	87,795.46	82,992.27	
Less: Remuneration paid to Referees			
2005 Season	51,159.09		
2004 Season		20,318.18	
	51,159.09	20,318.18	
	36,636.37	62,674.09	
9. Repairs and Maintenance			
<i>Room Upgrade</i>			
Air conditioning		3,215.34	
Bar		3,598.13	
Carpet		2,302.73	
Honour Boards	4,026.16	7,717.74	
Carpentry and Windows		982.73	
Painting and Cleaning		634.65	
	4,026.16	18,451.31	
10. Sponsorships			
Bank of Queensland	2,000.00	909.09	
Coopers Plains Dental Surgery	2,000.00	909.09	
QRU Club	25,000.00	25,000.00	
Tamawood / Dixon Homes	5,000.00	5,000.00	
Donations		183.64	
	34,000.00	32,001.82	
11. Subscriptions			
General Membership	14,605.53	14,078.18	Increased subscription in 2006 BJRU Referees for Saturday junior games
Associate Members - BJRU	2,230.00	2,310.00	
	16,835.53	16,388.18	
12. Trophies and Gifts			
Annual Awards	2,679.90	2,425.98	
13. Uniform and Apparel Expenses			
<i>Receipts</i>			
Sales to Members	100.00	1,127.28	Sales in 2006 are for additional socks only

Queensland Rugby Referees Association (Brisbane) Inc
Period Ended 30 June 2006

Notes to and forming part of the Accounts (cont'd)

	2006 \$	2005 \$	Comments
<i>Expenditure</i>			
Refereeing Kit and Apparel	17,451.28	18,301.98	New Shorts, alternative jersey for non-appointed games provided to members in 2006.
Gear Bags	2,050.00	1,728.25	
Ancillary Equipment	3,016.25		Water bottles, cards and lanyards
TJ Flags		609.09	
	22,517.53	20,639.32	
Net Cost	22,417.53	19,512.04	
14. Debtors and Creditors			
<i>Debtors</i>			
GST Paid June Quarter	4,044.01	3,242.03	GST payment for June quarter paid on 26 July 2005.
<i>Creditors</i>			
GST Collected June Quarter	9,503.52	7,426.69	
15. Bank Reconciliation			
Balance as per Cash Book	153,891.38	133,311.31	
<i>Balance at Bank</i>			
Current Account – BoQ	55,111.91	96,036.75	Account now closed
Cash Management Acct – BoQ	116,122.73		
Cash Management Acct - CBA		43,508.52	
	171,234.64	139,545.27	
Less: Outstanding Cheques	17,343.26	6,233.96	
As per above	153,891.38	133,311.31	

INDEPENDENT AUDIT REPORT TO THE MEMBERS OF QUEENSLAND RUGBY REFEREES ASSOCIATION (BRISBANE) INC.

Scope

We have audited the financial report, being a special purpose financial report, of Queensland Rugby Referees Association (Brisbane) Inc. for the year ended 30 June 2006. The committee is responsible for the financial report and has determined that the accounting policies used and described in Note 1 to the financial statements which form part of the financial report are appropriate to meet the requirements of the Associations Incorporation Act 1981 (Queensland) and are appropriate to meet the needs of the members. We have conducted an independent audit of this financial report in order to express an opinion on it to the members of Queensland Rugby Referees Association (Brisbane) Inc. No opinion is expressed as to whether the accounting policies used are appropriate to the needs of the members.

The financial report has been prepared for the purpose of fulfilling the requirements of the Associations Incorporation Act 1981 (Queensland). We disclaim any assumption of responsibility for any reliance on this report or on the financial report to which it relates to any person other than the members, or for any purpose other than that for which it was prepared.

Our audit has been conducted in accordance with Australian Auditing Standards. Our procedures included examination, on a test basis, of evidence supporting the amounts and other disclosures in the financial report and the evaluation of significant accounting estimates. These procedures have been undertaken to form an opinion whether, in all material respects, the financial report is presented fairly in accordance with the accounting policies described in Note 1 so as to present a view which is consistent with our understanding of the Association's financial position, and performance as represented by the results of its operations and its cash flows. These policies do not require the application of all Accounting Standards and other mandatory professional reporting requirements in Australia.

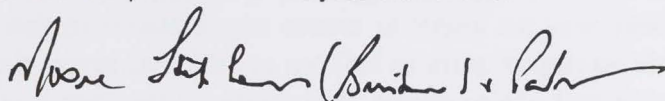
The audit opinion expressed in this report has been formed on the above basis.

Qualification

As is common for organisations of this type, it is not practicable for Queensland Rugby Referees Association (Brisbane) Inc. to maintain an effective system of internal control over income and expenditure until the initial entry into the accounting records. Accordingly, our audit in relation to receipts and payments, other than interest income, was limited to amounts recorded.

Qualified Audit Opinion

In our opinion, except for the effects of such adjustments, if any, as might have been necessary had the limitation discussed in the qualification paragraph not existed, the financial report presents fairly in accordance with the accounting policies described in Note 1 to the financial statements, the financial position of the Queensland Rugby Referees Association (Brisbane) Inc. as at 30 June 2006 and the results of its operations for the year then ended.



MOORE STEPHENS (BRISBANE) & PARTNERS
Chartered Accountants



Partner: M J McDonald
Brisbane, Queensland

Date: 19 October 2006

2006 QRRA (BRISBANE) INC **APPOINTMENTS BOARD REPORT**

Excluding appointments for which the Association undertook responsibility at Premier Grade (touch judges and no. 4 officials), carnivals and other tournaments, we have in 2006 appointed and provided referees for almost 4000 games (3922), including 1186 in the Brisbane Rugby Committee Senior Competition, 2071 in the Brisbane Junior Rugby Union Competition (from U11 to U17) and 572 in the Schools' Competitions (1st XV, 2nd XV and A teams). This, again, represents a wonderful achievement by an Association which has grown to 300 plus members of whom some 200 are active as referees.

On behalf of the Appointments Board comprising Tom Ryan, Brian O'Donnell, Barry Leask and Peter Backstrom and me as Chairman, I thank all member referees and congratulate them on their efforts this season.

The Board also congratulates on behalf of the Association those members who achieved significant Milestones in their refereeing careers and those talented and fortunate enough to achieve IRB, ARU and other representative honours, as detailed on the next page. The Appointments Board is especially proud of the career achievements of Andrew Cole and Scott Young, both of whom retired from the international scene during 2006. We are also pleased see members such as Paul Marks and Geoff Acton achieving their goals by refereeing at almost the highest levels of the game during this season. Keep up the great work!

The Board also thanks John English for his tireless efforts and liaison with the Appointments Board to ensure that appointments and revisions to appointments were kept as up to date as possible on the Association's website.

The Board had the number of formal meetings required by the Protocol and otherwise met electronically and by telephone at least twice every week. Our appointments strategy for 2006 was again a transparent process and not influenced by external considerations of panels, squads or other groups selected by entities other than the Brisbane Association. In particular, Tom Ryan is to be congratulated for his foresight in providing to members a diversity and range of appointments throughout the season, although in some instances this strategy led to disappointment for some referees at the finals end of the season. There was no intent to create expectations in this process, but rather to give as many people as possible an opportunity to referee at different levels throughout the season. From my independent perspective and observations, this strategy has seen a number of our referees, both younger and more mature, progress to higher grades with flying colours this season. This fact, of itself, evidences the success of the appointments process as a development opportunity.

Just as last year, I reiterate the gratitude of the Appointments Board previously expressed in newsletters to those members of the Association, particularly our very senior, “retired” and “semi-retired” referees who have given of their time to ensure the Association can fulfil its obligations to the BJRU this year.

The final matter for me to report arises from the hat I also wear under our Rules as the Association’s delegate on the Brisbane Rugby Committee. I have this year foreshadowed to the BRC an increase in the senior grades’ referees’ levy from \$440 to \$550 per team. My expectation is that the incoming Vice President will pursue this matter on the BRC expeditiously so that Clubs are aware before Season 2007 nominations are called of the increase.

On behalf of the QRRA (Brisbane) Inc 2006 Appointments Board, I again thank the Management Committee and all members of the Association, especially the referee coaches who have contributed to the ongoing development of members appointed to games by the Association, and trust the Association will grow stronger each year.

Tim Matthews
(Chairman, QRRA (Brisbane) Inc Appointments Board)
16 October 2006

Representative Appointments : 2006

Referee	Appointment	Fixture
Scott Young	Japan v. Italy	Super 14 – trial
	Reds v. Auckland Blues	Super 14
	Sharks v. Chiefs	Super 14
	Hurricanes v. Cats	Super 14
	Western Force v. Waratahs	Super 14
	Chiefs v. Bulls	Super 14
	Waratahs v. Brumbies	Super 14
	Cheetahs v. Blues	Super 14
	Bulls v. Crusaders	Super 14
Paul Marks	Western Force v. Cheetahs	Super 14 – trial
	Bulls v. Highlanders	Super 14
	Highlanders v. Cats	Super 14
	Blues v. Stormers	Super 14
	Australia A v. Fiji	Rep.
	ACT v. NSW	APC
Geoff Acton	Qld A v. NSW A	Rep.
	San IX School Boys Champs	Rep.
Simon Moore	Aust Schools Div 1	National Championship
	Japan v. Nth Qld Schools	Rep.
Paul Heagney	Aust Schools Div 1	National Championship
Paul Haydock	U16 Aust Champs	National Championship
Paul Twomey	U16 Aust Champs	National Championship

2006 Referee Coaches Group Report

In presenting this report for 2006, I would firstly like to express my appreciation and gratitude to all the Referee Coaches for their contribution that they have made to Referee Development in Brisbane over the past season. The Referee Coaches have continued to update their skills through a series of four Referee Coach Meeting Nights over the season, attended QRU sanctioned carnivals, represented our Association on interchanges and have been ambassadors along with our referees to ARU championships and State Championships. Additionally, many of the Referee Coaches undertake to actively referee and/or serve the Association and the wider Rugby community through participation in other areas. These include the various areas of appointments (QRU & QRRA), Judiciaries or the QRRA Management Committee and for some the wider context of ARU and QRU Championship appointments. They give their time freely to benefit refereeing. A fact sometimes missed in the business of our season.

Despite their many commitments across the Association and the wider Rugby community, the Referee Coaches have managed to submit 315 reports on 114 of our members. These figures are slightly down on the previous year's figures and it has to be taken into consideration that there were eight accredited Referee Coaches (not included in the listed 26 active coaches) who did not submit any reports in 2006. This is still an excellent achievement for 2006 with the Association having 178 active referee members. These figures equate that 64% of the Association's regular active Referee members have had at least one written report on them during 2006. The Referee Coaching Group members should be congratulated on their time and commitment that each coach has been able to give to their evolving role. This has been carried out whilst juggling demands on their time from Rugby and other personal commitments that impact on a volunteer role.

Written Coaching Reports

	2003	2004	2005	2006	% change
Active Coaches*	34	22	26	26	0%
Referees Sighted	135	109	126	114	(-12) -9%
Assigned Coach Reports	88	73	146	133	(-13) -8%
General Reports	237	167	181	182	(+1) +.5%
Total	325	240	327	315	-4%

* Accredited coach who has completed at least one written report on a QRRA (Brisbane) Inc member

As competitions change and expand to meet the continuing numbers of people playing Rugby Union whether at Club or School level, the demand for referees is ever present not only on weekends but also during the week. Due to this expansion across Rugby levels, more responsibility is placed onto those Referees who are also Referee Coaches to referee games and that restricts them from undertaking their referee coaching activities. To obtain the objective of having the maximum number of referees sighted and reported on over the season, this can only be achieved by looking closely at a number of strategies.

These strategies should include ALL Referee Coaches being active, increase the number of Referee Coaches, increase the number of Referees through recruitment and have the Referee and Referee Coach Development Strategy administered through lower levels of management. Referee recruitment is being achieved albeit the numbers are not extensive and four members have undertaken a Referee Coach Level I course this year. Programs are being developed for 2007 that will assist in the recruitment of Referees and a Referee Coach Level I course will be held early in 2007 that Association members will be able to nominate for by contacting the QRU State Accreditation Manager. Lower level management of our Referee Coaches was undertaken this year with Referee Coach group managers being appointed. Although not completely successful, it was a step in the right direction and will be reviewed for 2007 in that more interactions between the Group Managers and their Referee Coaches is undertaken to assess their availability to undertake coaching activities.

Accreditation data acquired from the QRU indicate that the QRRRA (Brisbane) Inc have 8 Level I, 17 Level II and 6 Level III Referee Coaches in Brisbane. Six Referee Coaches progressed from Level I to Level II since 2005 but the Association lost one Level III coach with the transfer of Frank Meiklejohn to Melbourne with work commitments. Greg Hinton is presently undertaking the Level III course this year while Andrew Cole will undertake the Level III course that will be completed in 2007. This year, four Association members participated in a Referee Coach Level I course and are presently completing activities to gain their accreditation. 2007 will see the Association having a total of 35 Referee Coaches that will strengthen our resources to assist many of our referees in their development for the future.

Finals' Series Appointments (Both Junior & Senior Grades are included)

QRRRA Referee Coaches were appointed to all Under Age (Junior.), Colts and Grade (Senior.) Finals series with their objective being a recommendation to the QRRRA Appointments Board of a Referee, from a panel of three appointed for the specific grade, being competent to control the Grand Final. Referee Coaches were appointed to all Junior Semi Final games with the decision to view the Referee in the Grand Final left to the individual Referee Coach. With the Colts, Women and Senior grades, four coaches were appointed to all semi final games and the Grand Finals, although in some cases, because of logistics, only two coaches were appointed.

Videotaping

Once again this season, Michael Petrie has given exceptional service to the Association, through the many hours devoted to the video taping of matches. This has assisted referees and coaches in identifying positive points in referee performance as well as issues to work on. A total of 74 games were videotaped during the season. 49 individual referees were videotaped which included 1 Premier Referee, 20 Talent Identified Referees, 25 General Group Referees and 3 Interchange Referees. The Association and the members are very grateful to you Michael for your time and dedication in undertaking this video taping throughout the 2006 season.

Reports Summary by Referee Coach

NAME	Premier Evaluation	Representative Games Evaluation	Website Referee Coaching Reports	Non Website Coaching Reports	
Agnew. Michael			2		2
Backstrom. Michael			1		1
Backstrom. Peter			7		7
Barrett. Cole	7		6		13
Cree. Greg					0
Cuthbert. Greg			5		5
Dee. John			6		6
Evans. Paul	2		18		20
Gofton. Peter	8		5		13
Harding. Paul					0
Harland. Tim			17		17
Harvey. Rob			5		5
Heath. Paul	8		12		20
Jennings. Keith					0
Jennings. Michael			9		9
Lalor. Michael				11	11
Leask. Barry					0
Lees. Jason					0
Leszczynski. Steve			11		11
Matthews. Tim					0
McAfee. Rob			8		8
McCann. Neil	4		6		10
McGuire. Sean					0
Newton. Chris			47		47
O'Connor. Terry	8		9	2	19
O'Donnell. Brian	1		1		2
Pedofsky. Mark			1		1
Pegg. Geoff	11	3	6	2	22
Raukete. John			7		7
Ryan. Tom	8		6		14
Scotney. Ian				4	4
Smith. Peter	5	4	15		24
Titcume. Bryce					0
Walker. Rob				3	5
Warren. Carolyn			14		14
Van Der Nest. De Wet			18		18
TOTAL	62	7	224	22	315

* Country Championship Evaluations are not included in the Total figure for each Referee Coach.

Geoff Pegg

(Referee Coaching Group Co-ordinator)

Judicial Report 2006

The main the standard of reporting from referee was fairly good. Some too short and others too long, but in the main they were effective. Of course there is always room for improvement and not just with the newer referees.

There is currently a proposal from the Chairman of the Judicial Committee before the QRU Board to make some changes to the procedures of the Committee from next year. These changes will not impact on referees or their reporting obligations, but are designed to streamline the operation of the Committee.

Essentially the proposal involves a review of all reports by the QRU, in conjunction with the Chairman of the Committee, to assess the circumstances of each send off as to whether the incident is likely to result in a suspension of more than one week. If this is the case, the player will be required to attend the Judiciary Committee on the following Monday (i.e. one week later). If however the review assesses that the suspension would probably be one week, the player will not be required to attend the Committee, but to accept the one week suspension. Another busy year although we did manage to have a couple of nights off. As you can see from the attached statistics there were 124 send offs during the season.

An interesting statistic in this is that over 50% of the total number of players who appeared before the Committee was given a suspension of 1 week for punching.

If a player wishes to challenge the one week his/her club must advise the QRU and the player will be heard on the Monday immediately following the send off.

Your Management Committee is aware of and supports these proposed changes. This report is merely to inform you of the proposed changes to the procedure as it does not in any way change the way in which you are to write or lodge your send off report.

All the best for next season.

Yours in Rugby,

Geoff Gardiner

Send off by grade		Send off by Law	
Premier	13	10.4(a)	71
		10.4(b)	18
BRCM 1	9	10.4(c)	3
BRCM 2	3	10.4(d)	1
BRCM 3	5	10.4(e)	11
BRCM 4	5	10.4(f)	1
		10.4(g)	1
BRCM Colts 1	17	10.4(j)	1
BRCM Colts 2	13	10.4(k)	5
BRCM Colts 3	10	5A.5	4
Div1 1	1	Code of Conduct	8
Div1 2	3		
Div2 2	1		
Div3 1	4		
BRCS A	5		
BRCS Reserve	2		
Wyatt	10		
Normanby	6		
Scotney	4		
Div1 U/19 1	2		
Div1 U/19 2	1		
Women	1		
7s	1		
Code of Conduct	8		
Total	124		124

Brisbane Junior Rugby Union Judiciary Report 2006

The Brisbane Junior Rugby Union Judicial Committee commenced the 2006 sittings on 27th February, 2006, the first week of the season!

The Committee received many forms of the same submissions from players and/or club officials in an attempt to mitigate the sanctions. Thankfully, many fell, used common sense and pleaded guilty. Otherwise, most Tuesday evenings concluded in a relatively short period of time, after the Committee received submissions.

The 2006 statistics reveal that there were 8 Show Cause Notices issued to the clubs/coaches/parents –most alarming is that the range of age groups, being Under 6 to Under 14 teams. The strongest penalty imposed was a 2 year suspension from holding a coaching/management position.

68 BJRU players were sent from the field during the season. Of the 68 players, 9 QRRA send off reports were dismissed for varying reasons, predominately associated with a lack of clarity or particulars, which resulted in those players availing themselves of the lack of details contained in the reports. Members are urged to write their reports immediately after the game so that all details can be included when the circumstances are fresh in the referee's mind.

The highest sanction imposed this season on a player was a suspension of 8 weeks which resulted from striking another player whilst kneeing that person in the stomach.

The accompanying graphs depict that the Under 14 (23 players) and Under 15 (15 players) were the worst offenders for the second season running. The total numbers are as follows:-

Send Offs By Age	No
U17	3
U16	7
U15	15
U14	23
U13	8
U12	7
U11	4
U10	1
	<hr/>
	68

Again, Sunnybank was the worst offending club with 14 players being sent from the field. Redlands and East with 9 players were equal second. Other clubs, who previously had a reputation for regular judiciary appearances, appear to have improved their players' behaviour and dramatically reduced their appearances. The total numbers of players sent off from each club are as follows:-

Number of Send Offs By Club

Club	No Sent
Albany Creek GPS	2
Ashgrove	4
Brothers	3
Browns Plains	3
Caboolture	3
Easts	9
Ipswich	3
Kenmore	1
Logan	4
Norths	3
Pine Rivers	2
Redlands	9
Souths	5
Sunnybank	10
Taylor Bridge	1
Wests	3
Wynnum	3

The most common offence was for striking (56% of offences). The remaining offences, including disputing referee's decisions, formed a small percentage of the overall offences. A summary of those offences is as follows:-

Summary

FOUL PLAY CODES	No of Incidents
10.4 (a) Punching	38
10.4 (b) Stamping or tramping	6
10.4 (c) Kicking	4
10.4 (d) Tripping	1
10.4 (e) Dangerous Tackling	7
10.4 (f) Playing An Opponent without the ball	3
10.4 (g) Dangerous Charging	1
10.4 (k) Acts Contrary to Good Sportsmanship	5
10.4 (l) Misconduct while the ball is out of play	1
10.3 (c) Repeated Infringements by the team	1
10.3 Repeated Infringements by player	1
	68

The judiciary, with certain offences, has attempted to be firmer in relation to foul play.

The overall standard of Send-off Reports this year was acceptable. A clear and precise, but yet detailed, report always ensures that all participants in the judicial process are aware of the matters that need resolution.

Our thanks must go to the people prepared to give up their time, in the interests of Rugby, to ensure that the necessary judicial responsibilities are maintained to a high level. In this regard, Mr. Mal Harrison and Mr. Roly O'Regan, the Chairmen of the Judiciary, deserve many thanks, together with the BJRU Secretary, Mrs Kim Shuck, who has undoubtedly spent many long thankless hours compiling reports and statistics for the judiciary's use, many times without notice. Mr. Brian O'Donnell must also be thanked for sitting as the alternate QRRA representative.

It is with sadness that we learnt of the recent passing of Mr Simon Abubaker, a BJRU Committee member. Simon alternated on the judiciary with alternate BJRU members and consequently spent many hours at judiciary hearings on Tuesday nights. Our sincere condolences are given to Simon's family.

Thank you to all who have made this season a memorable one.

Yours in Rugby,

Martyn Chalmers
QRRA BJRU Judiciary Representative

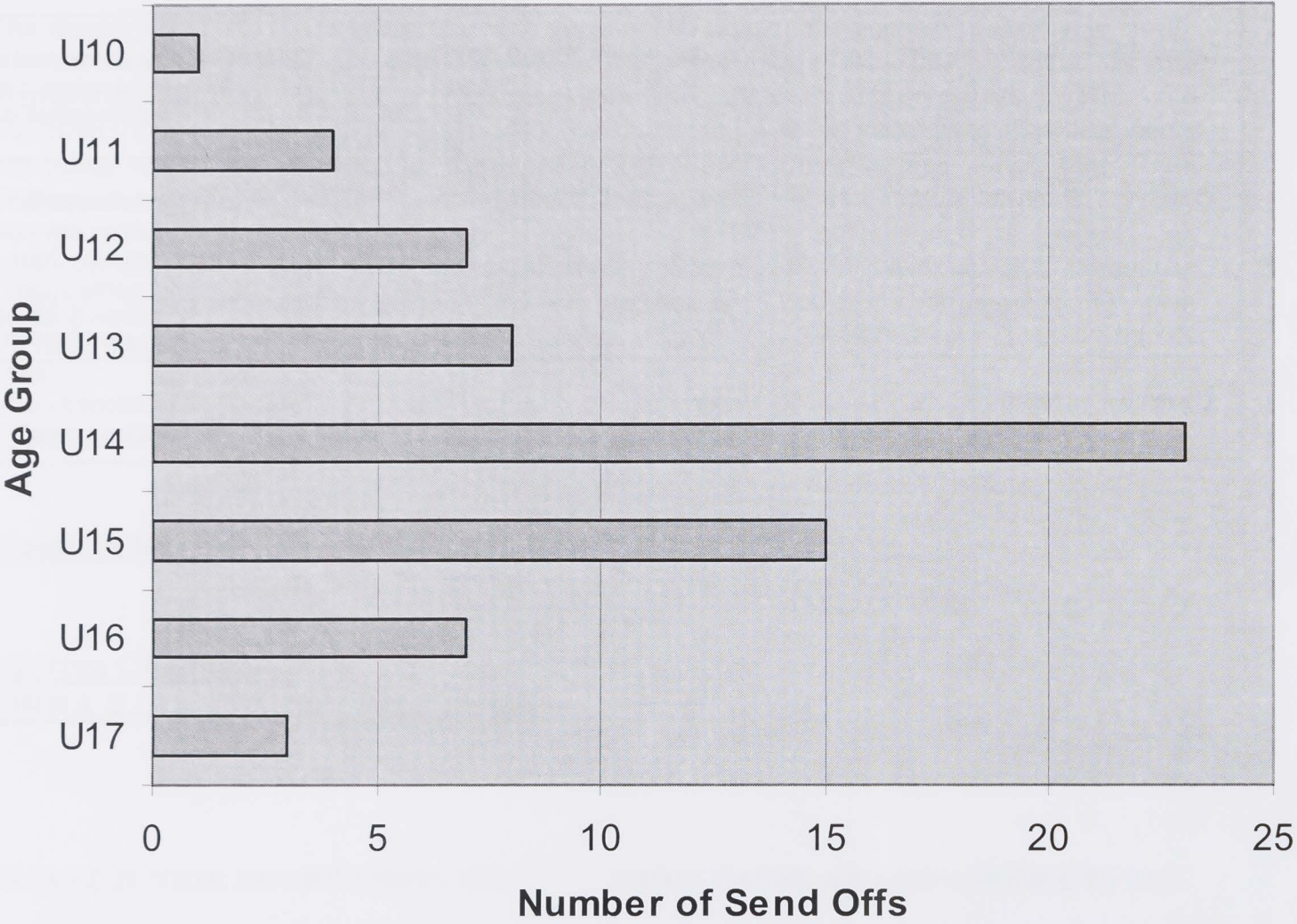
BRISBANE JUNIOR RUGBY UNION INC

SHOW CAUSE AND MISCONDUCTS 2006

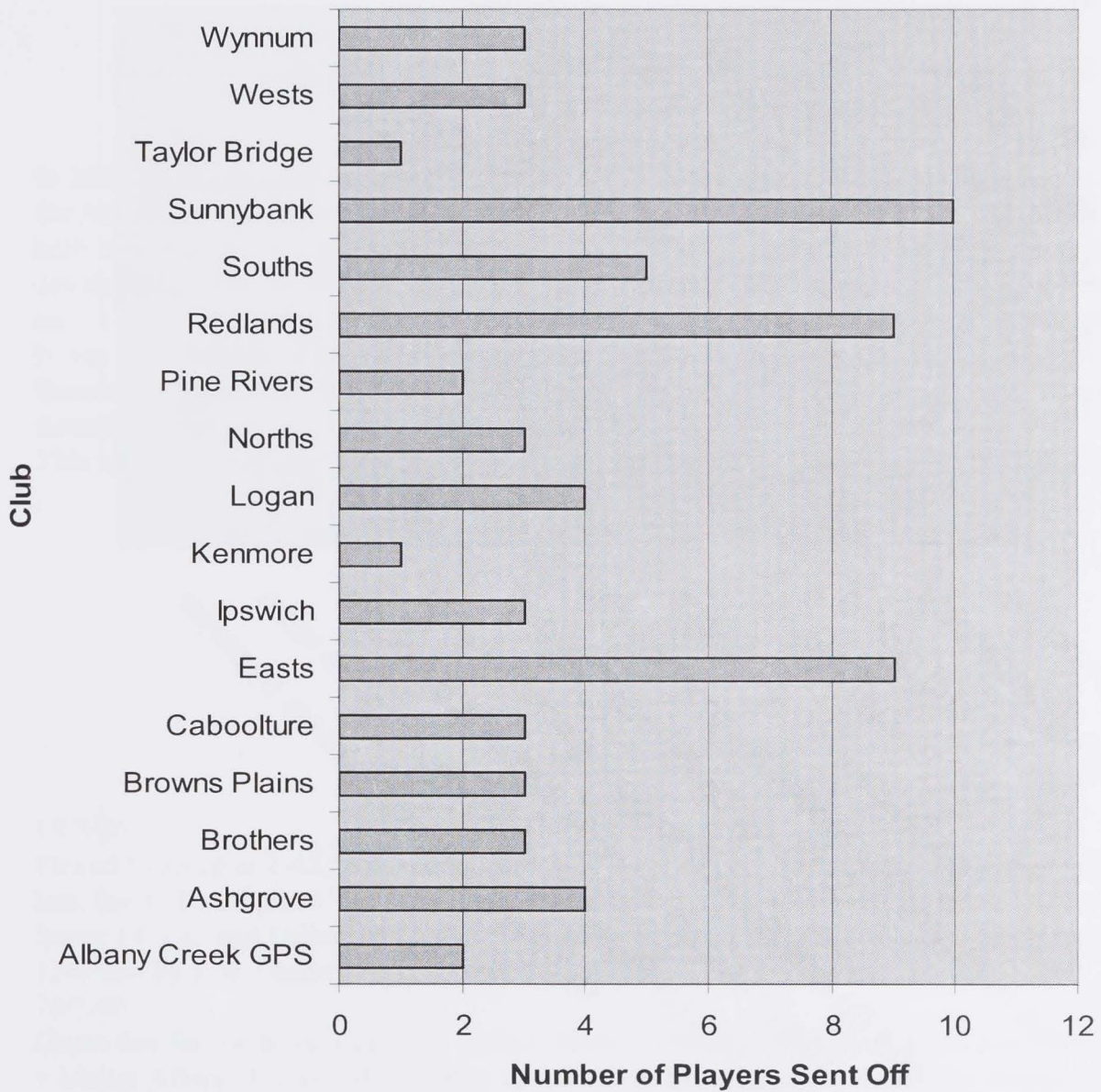
AGE GROUP	CLUB	REFEREE/TJ NAME	POS	GAME DATE	LAW DISMISSED UNDER	OUTCOME
Coach 11	Norths		Show Cause	30/04/2006	BJRU Comp rule 3.3 Coach Code 19; 3.3 (iii); BJRU Comp Rule 6.7.7 (iii) & (iv)	Suspended from holding any position until end of 2006
Coach 11	Norths		Show Cause	30/04/2006	BJRU Comp rule 3.3 Coach Code 19; 3.3 (iii); BJRU Comp Rule 6.7.7 (iii) & (iv)	Suspended from holding any position until end of 2006
Coach 13	Redlands		Show Cause	23/07/2006	BJRU Comp rule 3.3 Coach Code 7, 18, 19; 3.3 (iii)	Suspended for 8 weeks suspended after 4wks holds until end of 2007
Coach 14	Albany Ck		Show cause	16/07/2006	3.3 of the BJRU Competition Rules, and the BJRU Code of Conduct – Section 4.4 Coach's Codes 7, 18 and 19	Suspended from holding any position for 8 weeks

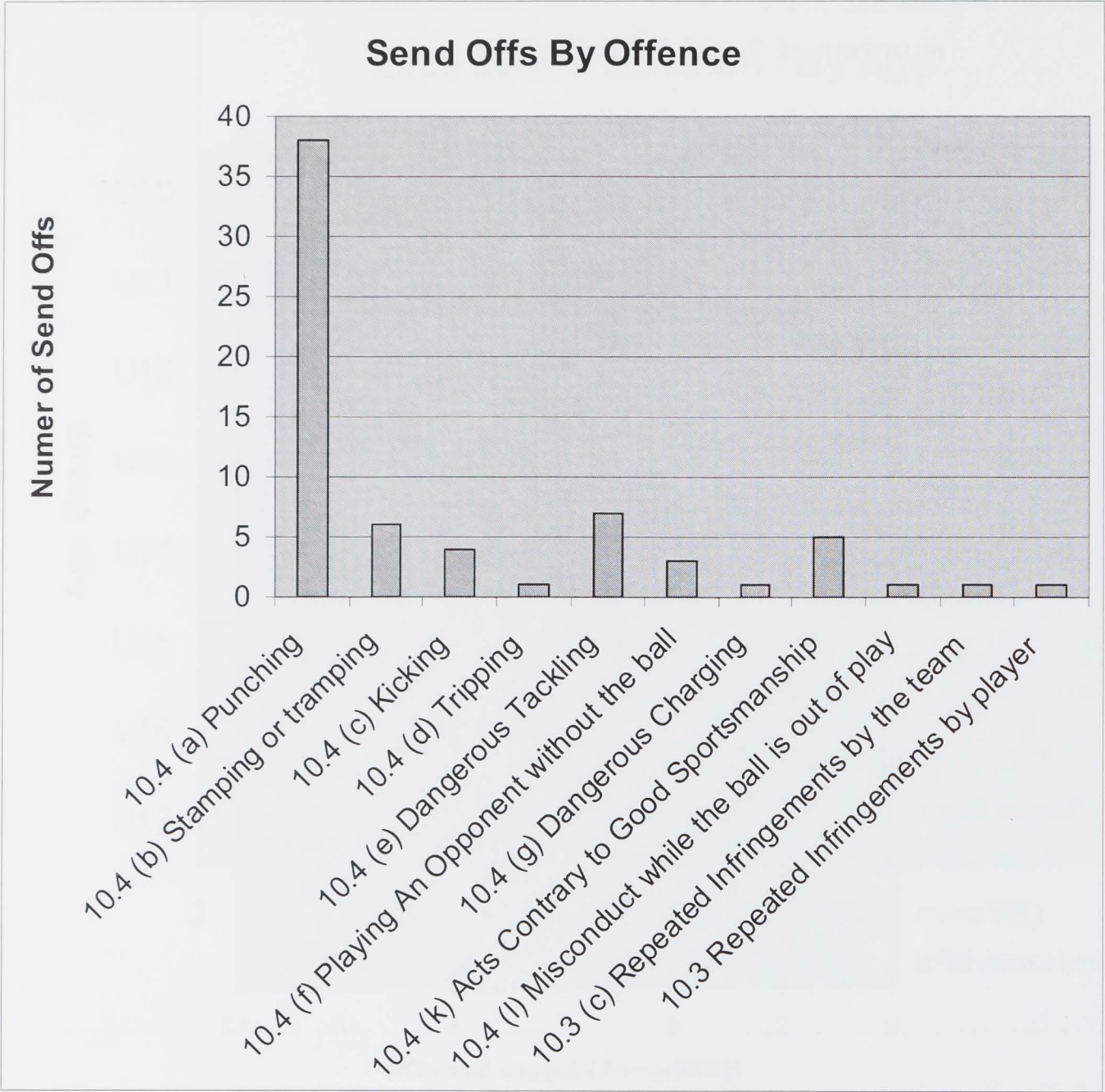
Coaching Director	Taylor Bridge		Show Cause	4/06/2006	BJRU Comp Rule 3.3, Section 4.2 Admin code point 9, 4.4 Coach's code point 18, 4.7 Parents code point 8, 4.8 Spectators Code point 6	Suspended from holding any position for 2 years- end of 2007
Coach 13	West's		Misconduct	23/07/2006	BJRU Comp rule 3.3 Code of Conduct – Section 4.4 Coach's Codes 7, 16, 18, 4.8 Spectator's Code 2, 7 and 9	cautioned and required to complete 2 days field marshall duty
Coach 9	Brothers		Show Cause	23/07/2006		suspended from holding any position until May 2007 and requires a Lev 1 referee qualification to coach again
Coach 6	North Lakes		Show Cause			cautioned - currently under appeal

2006 Junior Send Offs By Age



Number of Send Offs By Club





2006 Interchange Report

In 2006 the Management Committee decided that because the QRRA Brisbane Inc. is the largest of the Associations in Queensland, there should be a pro-active position taken regarding interchanges both overseas and within Queensland. The aim of these interchanges was to foster referee development both within our Association and with the other State-wide Associations and overseas, and to appreciate the efforts of referees by sending them to another city in Queensland to referee. It was the intention of the 2006 management Committee to expand these interchanges within Queensland, with all referees being given the opportunity to travel at some point in time over a three/four year cycle.

This initiative was gladly embraced by the other Associations throughout the State.

Overseas.

Canterbury 2006

19/5/06

Picked Lezo up at 2-45, arrived at airport 3-30 went directly through to dep/lounge. Gillies arrived late, last to board plane. On arrival at Christchurch met up with Brett Bowden T/ J for semi. final of Super 14. Lez and Gillies had boots checked at the airport !!!, Gillies had to be cleaned. Picked up at 12-05am by Rob Tasker .

20/5/06

Game day for the boys. Lezo had Colts1: Marist Albion v Old Boys. Gillies had Colts2: Christchurch v Marist Albion. I went off with Rob to see one of his referees, and then got dropped off at Marist Albion to see James Mc Fail. (20 y old) Premier Marist Albion v Shirley. Met up with Marks. TMO.

21/5/06

This was the day that all interchanges dread. Nice place Brighton Beach!!!.

22/5/06

Free Day hired a car and went off to Waipara Valley Wineries. Bought some Wine. Went to Referees Meeting , it was about Lineout Management, gave away some goodies.

23/5/06

Got picked up by Regan, our next host. We were joined by Canberra interchange and off to Akaroa, a small French village on the Banks Peninsula. What a Drive!! We were all the worse for wear after that drive. Rained all day.

24/5/06

Cold rain and 9degrees, out to Burnside to referee school games; Under17 girls and boys. Gillies got injured first game, Cliffy did 3 games and Lezo 5. Off to the Holly Grail to see State of Origin.

25/5/06

Picked up by Lyle and Matt ,and off to get Canberra boys and off to Hanmer Springs,and met up with our guide “Fletch” a country referee .Played golf- Gillies was hopeless, but won the long drive a “worm burner”.Cliffy had the lowest score. Then off to the Springs .Sat there for an hour, and off home.

26/5/06

Free day, went into Christchurch sightseeing. Met up with Marius Jubbert, T/J for final. Got back to Regans to be picked up by new Host David.

27/5/06

Up early: Games day again. Lezo had Premier Linwood v New Brighton, Gillies had 2nd Grade Linwood v New Brighton.I walked across to Burside Park where I saw Colts 1 Burnside v HSOB. The ref was Marty Shirtcliff, and then saw the Canberra interchange ref Nathan Kearns who did Premier Burnside v Uni, back for the Final. The Greatest Game we have never seen. What a terrible night for rugby.

Next day off home..but

Fog Fog and more Fog. Arrived back in OZ At 5pm.Thanks to our hosts in Christchurch,and to the guys who took us to Hanmer Springs and Akaroa

Cliffy, Lezo and Gillies.

PS Cliffy had a birthday in NZ !!!

Queensland – Wellington Interchange, 2006.

Day One (Fri 7th July 2006)

Brian and I met at Brisbane International Airport. Naturally, Brian was late.

We arrived in Auckland, we were confronted by the cold weather.

After an uneventful flight we arrived in Wellington 45 minutes later. We were greeted by David Walsh (aka Courtney), who is Darren Rees’ Wellington Interchange “equal”. With him was Guy Grinham, a New South Wales referee who was also on Interchange. Everything to date had fallen into place until we met Walshy who told us that there were only 13 games of footy the following day, not the usual 130. Many games, including mine, had been cancelled due to the bad weather. I was then reappointed to another game in the same division. Due to our billets being ill, we had to search for a hotel in which to stay. We eventually found a room at the West Plaza Hotel and, of course, both of us were disappointed about **that!**

Day Two (Sat 8th July 2006)

We had a hot breakfast at the West Plaza Hotel, then went and packed our bags. In the process of eating breakfast, my mother rang from Australia telling me that the boots that I usually wear were still at home, but in fact I was wearing Christo’s kiwi boots. After waiting around for a few hours, Scott Sargentina collected us. He took Brian to Hataitai Park, which is the home of Wellington RFC, the oldest rugby club in Wellington. Brian refereed a Hardham Cup (Premier 2) fixture which was contested between Poneke and Western Suburbs.. I was warned on the plane trip over that

New Zealanders don't mind to ruck a little bit and this was confirmed by what I witnessed in Brian's match. A player fell to the wrong side of the ruck and I was surprised to see him churned up like a tuna and spat out the back, needless to say not too many problems with players not rolling away!

Scott took me to Cobham Park to referee an 85kg Restricted Grade Division-1 match between Old Boys-University and Rimutaka.

85kg Restricted Grade is an adult grade of rugby, with an open age allowance but, at risk of stating the obvious, a restriction on the weight of the players who can participate. An incident of Foul Play occurred which resulted in a Red Card for "kneeing to the head" of an opponent. The Rimutaka player didn't seem to appreciate being sent off by someone who was about 10 years younger.

The Wellington Referee Coach who was assigned to watch my game was Tony Meyers. After my game, Tony took me to Kilbirnie Park where Brian was, by now, running touch for a Jubilee Cup game. After showering, we both went to the Ponake RFC Clubrooms. Tony took this opportunity to speak to me about my game and we also attended the after match function.

At the end of the post match formalities, the Patty Rae look-alike, Duane McDougall (who came to QLD on Interchange earlier this year) took us to the Speight's Ale house to watch the All Blacks v Australia Test Match.

Day Three (Sun 9th July 2006)

Brian and I were dropped off at Queens Wharf and started a walking tour of the museums. We browsed through the Maritime Museum where the Wahine disaster attracted the attention of us both. The Wahine was a Christchurch to Wellington ferry that struck rocks and foundered while entering Wellington Harbour in April 1968 in a southerly storm (51 fatalities)

Day Four (Mon 10th July 2006)

Harry Quinn was the Referee coach who met Brian the previous year and was keen to see if he would pass the 10 minute mark !!! We walked around the Wellington CBD for a while and then that night we attended the Wellington Rugby Referees meeting. Lyndon Bray presented the topic, Analysing a Referee Performance, which I found very interesting and it was noted that their guidelines are different from ours. We dined at the Petone Working Men's Club and had a few drinks with WRRRA members.

Day Five (Tue 11th July)

I refereed an Under-13 restricted grade game at a junior carnival. After that it was a very quiet day and night.

Day Six and Seven (Wed 12/13th July)

Went to Paraparaumu to referee at junior carnival.
Refereed Under-13 premiers.

Day Eight (Fri 14th July)

Quiet Day

Day Nine (Sat 15th July)

My Under-21 match had been cancelled. I was fortunate to be reassigned to an Under-19 match at Fraser Park. I only managed to referee half of the game. My calf muscle tightened up and worsened as the 1st half progressed, my immediate diagnosis was get out of the wind and rain, the Gold Lounge “comfy chair” for me.

Travelled to Porirua Park where both Brian and Courtney Walsh were refereeing, somehow they knew I didn’t finish the game and payout was inevitable. It was cold, wet, windy and muddy, Brian had successfully completed his second Premier game and was filthy. He had thoroughly enjoyed the experience and was reluctant to leave the field at the end of the fixture, either that or he was frozen solid and couldn’t move??

Attended the after match function at Northern United Clubrooms, the continued onto the Interchange dinner back at the Petone Working Men’s Club

Gave out the QRRA gear to the WRRRA members at the Interchange dinner, who had assisted with accommodation, transport, coaching and entertainment during our stay. Joshua McLean, a young referee around my age.

Day 10 (Sun 16th July)

After not very much sleep at all, we were up at 4am (**Rees! Did you organise these bloody flights?**).

Thanks to the MC for selecting us for going over and thanks Darren for organising the interchange. Cam Stanfield

Hong Kong 7’s 2006

Definitely the highlight of the IRB sevens calendar, the Hong Kong 7’s lived up to every expectation. Exceptional football in a packed stadium in one of the most vibrant cities in the world! Although, the poms won the men’s tournament in the last seconds after overcoming the powerful and skilful Fijians, the highlight for me was the women’s final. Relatively few people know about the side tournaments run in Hong Kong as a lead up to the main event, including the HK 10’s and the women’s 7’s, played at the Hong Kong football stadium, but these events are also well worth a look. I attended the sevens as a referee in the women’s tournament and got to kick off the tournament with one of the best games of the weekend in which the ladies from China lost 5-7 to the reigning champions from NZ. The Australian invitational team were up next and in a display of power and athleticism, defeated Singapore 63-0. The Aussie Rats went on to beat Sri Lanka 26-0, Thailand 61-0 before coming up 15-0 victors against the USA in a much tougher contest in the semi-finals. Their winning streak came to an end though in the final played at the main stadium between pool matches of the men’s tournament. NZ, after a good win against Khazakstan, used their pace and slight of hand to defeat Australia 19-12. I was fortunate enough to have been selected

to referee this match and the experience is one that I will never forget. Nothing beats the feeling of running out in front of 40,000 boozed footy fans to the sound of music, cheering (well for the kiwis anyway) and taking part in the 30th anniversary of the HK7's tournament. I would like to finish by thanking both the QRRA and SRC in Brisbane for their financial support allowing me to attend and referee in a fantastic tournament.

Michelle Colgrave

Exchanges within Queensland

Townsville

Mark Pedofsky & Brian Fleming

Both of us had previously lived, played rugby and refereed in Townsville in the 70s and 80s, so it was a welcome opportunity to revisit and catch up with old friends and look at the progress made by the TDRU over the past 30 years.

Most games are played at the Rugby headquarters over Friday evening and Saturday, with some senior club games being played at home grounds on Saturday. Friday evening is devoted to junior rugby with teams playing up to the age of U17. Colts games (U20) are played on Saturday under senior rules. Whilst the weather was wet, there was still a very good crowd in attendance to watch the games which were of a very good standard.

Mark refereed a second grade match which was at the standard of a 4th grade/A grade subdistricts match.

I had charge of a Colts game which was a good standard game of 15 man rugby between Brothers & University.

The Association in Townsville has a lot to be proud of as evidenced by the attitude of the players and referees and their interaction during the games. It is in no small part a reflection on the Association that the games are so well run and the matches are played in such a good spirit. Friday night was especially interesting and it was good to see the number of young referees (16 years of age & under), who were enjoying their new found sporting interest and the responsibility that goes with the 'job'. The old and new seemed to mix very well which was a credit to all concerned. Mark Eagleson, President of the TDRURRA was justly proud of the fact that they now had 14 schoolboy referees. Many of whom had commenced refereeing this year.

We were entertained on Saturday night at the local hotel near the rugby ground and enjoyed a good meal, a few drinks and more rugby on the widescreen with the local team at the bar. Our thanks to Mark Eagleson, his son Jordon, Simon and Jane Scooble for looking after us. Simon is most probably the highest ranked senior referee in Townsville.

We would like to thank the QRRA Brisbane for organizing the trip and the opportunity to referee on an exchange visit.

Brian Fleming & Mark Pedofsky

Cairns

Stu Tasker and Mat Clark

We were both faced with a reasonably hectic schedule for the weekend that we were in Cairns. We were met at the airport, on a hot and muggy Cairns afternoon (the locals were complaining that it was cold!) by Robert (Muddie) Brennan.

He took us to our inner city accommodation and then off to after school games between Trinity Bay State High School and Woree State High School, at TBSHS It was the start of their inter-school competition. Matt refereed a senior game between the two schools. It was an incredible game between the two teams, with an unbelievable display of skill and speed. Rugby League is the preferred game up there, and many of these boys will go to league rather than staying with union. Two of them had already been put on Melbourne Storm contracts .Muddie tries really hard to promote union in Cairns, but it is difficult for him.

Matt did a really good job with this game. My game was cancelled.

On the Saturday I was taken by Muddie to Pirates Footie ground (league one week/union the next) and refereed a Second Grade game between last years semi-finalists .A good game, willingly contested, at about 4th grade here in Brisbane.

Matt refereed a First Grade game between Brothers (yep there seems to be a Brother's team everywhere!!!) Port Douglas (I think). Again a well contested game with lots of movement, but many errors. Another good performance by Matty. I think the players appreciated having a non-familiar face doing the game.

A good developmental exchange for both of us. Thanks to Muddie for his hospitality.. but I can't see the day that members of the QRRA will be wearing floral shorts as part of their refereeing gear .

Stu and Matty

QRRRA (Brisbane) Inc 2006 Game Statistics

Name:	Year Joined:	Premier	Grade																2006	2005	Grand
			1st	2nd	3rd	4th	Colts 1	Colts 2	Colts 3	Women	Sub A	Sub Res	Scotney	Normanby	Wyatt	Other	Schools	BJRU	Total	Total	Total
Abell, Mick	1979									1							8	17	26	1,000	1,026
Acton, Geoff	1994	13												1			1		15	263	278
Agnew, Michael	1994						1	1	1								2	1	6	4	10
Armstrong, Ian	2005																		0	14	14
Ashby, Darren	2004																	25	25	59	84
Backstrom, Michael	1990																		0	168	168
Backstrom, Peter	1998			2	1	1		1			1	1					4	24	35	176	211
Baker, Andrew	2003									1					2	1	2	25	31	76	107
Baker, Tony	2005																	33	33	14	47
Barlow, Bruce	2001									1							2		3	20	23
Barrett, Cole	1988			1	2	2								2	9		4	31	51	508	559
Barron, Andrew	2001				1	1			1										3	100	103
Beauchamp, Brad	2004																		0	33	33
Belanszky, Daniel	2000																		0	1	1
Bendeich, Richard	1976			3	2	2	1	3			1	2	2	2			3	16	37	859	896
Betson, Ray	2002								1	1							5	9	16	118	134
Bowler, David	2001				1				1	1	1			3	2	1	5	3	18	104	122
Bremner, Jayden	2006																	34	34	0	34
Brockett, Rodd	1988	15	2				2							1					20	566	586
Burnett, Paul	1990									1				1		2	5	13	22	259	281
Cahill, Peter	2005																3	3	6	1	7
Campbell, Alan	2006															4	5	23	32		32
Campbell, Russell	2004																		0	36	36
Campbell, Stuart	2006																	10	10	0	10
Carmody, Andrew	2003			1	3	1		1	3			3					1	7	20	45	65
Carroll, Justin	2002																		0	7	7
Cavanagh, Gerard	2006							1		1							9	30	41	0	41
Chalmers, Martyn	1996																		0	200	200
Christophersen, John	1997			1	1		3		3							13	6	21	48	136	184
Cichero, Jonathan	1997		4	1	1		3		2					1		1	3		16	211	227
Clark, Mathew	1999			3	3	2		1		1		1	3	1	2	1	4	5	27	234	261
Codd, Brian	2004																1	9	10	15	25
Cole, Andrew	1984																		0	513	513
Cole, Graham	1994																1		1		1
Colgrave, Michelle	2003		6	1	1		4		1	1						1	1	4	20	60	80
Collins, David	2006				1	1		1	2							6	9	18	38		38
Coorey, Andrew	2003		1	1			6	1	2		1					9	2	3	26	64	90
Cornish, Andrew	2006																	2	2		2
Coulter, Gary	2006															1	5		6		6
Cranshaw, Pat	2001																		0		0
Crawford, Fred (LM)	1972																		0		0
Cree, Greg	1996								1						1		2	2	6	255	261

QRRA (Brisbane) Inc 2006 Game Statistics

Name:	Year	Premier	Grade																2006	2005	Grand
			1st	2nd	3rd	4th	Colts 1	Colts 2	Colts 3	Women	Sub A	Sub Res	Scotney	Normanby	Wyatt	Other	Schools	BJRU	Total	Total	Total
Cribb, Brett	2001			2	2	1	1			3		2	6						17	74	91
Crook, Anthony	2003																1		1		1
Crowe, Kevin OAM (LM) 1955																			0		0
Cusack, Alexander	2003																1	7	8	16	24
Cusack, David	1995																		0	64	64
Cuthbert, Greg	1998	8	1	2			1	1								2	2	2	19	179	198
Daly, Paul	2003				1			1						6	1	1	5	21	36	92	128
Darcy, Michael	2000		3	1		3	1	2			3						2	2	17	102	119
Davies, Russell	1984				3				2	2			2				1		10	358	368
Dee, John	1984				3	2		5		1	3	1		3	1		1		20	353	373
Devlin, Tim	1999																		0	152	152
Dilk, Jay	1986																		0	489	489
Doig, Jason	2004							2	2							1	1		6	17	23
Duffell Donald (LM)	1950																		0		0
Duffy, Gavin	1998			2	1	3		4	1		1		1	2		4	3	16	38	124	162
Edwards, Jason	2006													8	4	1	1		14		14
Eva, Richard	2005																2	9	11	6	17
Evans, Ian	2006					1											5	26	32		32
Evans, Paul	1998				1					1				2	2		2	1	9	296	305
Fleming, Brian	1998			2	2		2				4	1			5		3		19	149	168
Forbes, John (LM)	1960																		0		0
Ford, Warren	2001		2	4			2	1	1		4					2	6	4	26	184	210
Foster, Bob	2002				1	1			2			2		1	1		5	21	34	129	163
Foster, Ian	2004																2	2	4	2	6
Fox, Dan	1989							1								4	3		8	42	50
Gardiner, Geoff	1984				1												1	9	11	343	354
Gillies, Andrew	2002			1		1	1	2				2				1	3	12	23	97	120
Gilmore, Ian	2006																3	19	22		22
Gofton, Martin	2004															5	2	28	35	61	96
Gofton, Peter	1993													5	3		2	18	28	663	691
Gooch, Mark	1999		2	2			3				1		1				3		12	144	156
Harland, Tim	1981																		0	254	254
Harley, Murray	2003																		0	4	4
Harris, Jim	2006																4	10	14		14
Harris, Peter	2000																		0	89	89
Harrison, Rod	2006				2			1	1		1	1				5			11		11
Hartley, Nick	2006					2		2	2			1		2	4	1	4	16	34		34
Harvey, Rob	2002		1	4	3		1	2			3	4	1			9	3	21	52	132	184
Haydock, Paul	2001			2	3	1	3	3								6	7	12	37	169	206
Heagney, Paul	2004		5				3										2		10	29	39
Paul Heath	2003																		0		0
Hennessey, Dominic	2005																		0	37	37
Henry, Ben	2006															1	5	15	21		21
Henwood, Paul	2006																	20	20		20
Higginson, Bruce	1999					1			3		1	2			4		5	18	34	254	288
Hills, Craig	2002	5	8				4							1		4	1	5	28	91	119
Hinton, Greg	1989																		0	388	388
Hoffman, Anthony	2006																1		1		1

QRRR (Brisbane) Inc 2006 Game Statistics

	Year		Grade																	2006	2005	Grand
Name:	Joined:	Premier	1st	2nd	3rd	4th	Colts 1	Colts 2	Colts 3	Women	Sub A	Sub Res	Scotney	Normanby	Wyatt	Other	Schools	BJRU	Total	Total	Total	
Hogan, Mark	1993			3							1	1					5	1	11	304	315	
Hopper, Roy	1995									1							1	14	16		16	
Houston, Sam	2004																6	1	7	31	38	
Hutchings, Doug	1993									1							2	11	14	266	280	
Hutchinson, Pearce	2004																	2	2	68	70	
Jacobs, Duncan	1999			2	1				1		2			1			2	25	34	143	177	
Jennings, Keith	1988																		0		0	
Jennings, Michael	1991																		0		0	
Johnson, Hayden	2006																2	51	53		53	
Johnstone, Gordon	2005																		0	11	11	
Jones, Philip (LM)	1980																		0		0	
Kelly, Wayne	2001								1								8	22	31	54	85	
Kennedy, Brian	1991																	34	34	424	458	
Kersnovske, Rob	1996				1												4		5	315	320	
Kolio, Kolio	2005								3			3	2				4		12	13	25	
Krause, Peter	2005																2	9	11	18	29	
Lalor, Michael	1991																		0		0	
Landsberg, Ross	2001				1					2							5	5	13	53	66	
Lavery, Neil	2005																3	2	5		5	
Leask, Barry (LM)	1972																11	34	45	762	807	
Leask, Nick	2006																1	32	33		33	
Lees, Callum	2005																		0	9	9	
Lees, Jason	2003		4	4			2	1			1						2		14	30	44	
Leslie, John	2006			1			1	1			1	1					4		9		9	
Leszczynski, Steve	1996	14	3												1	4		1	23	184	207	
Logan, Mark	1997		1	1	1		1	1	1								5	5	16	259	275	
Lombard, Shuaib	2006											1						31	32		32	
Lucas, Paul	2002																3	1	4	22	26	
MacIntosh, Andrew	2005									1						1	5	42	49	6	55	
Maher, Dominic	2004		2	3	1		1		1		1					2	1	6	18	50	68	
Mallon, Fraser	1996																		0	168	168	
Manfield, Phil	2001																		0	99	99	
Marks, Paul	1993	9															1		10	294	304	
Marshall, David	2005																		0	6	6	
Martin, Rex	2004					1			2	2	1		1	1		1	11	23	43	87	130	
Matthews, Charles	2001																1		1	27	28	
Matthews, James	2005																		0	17	17	
Matthews, Tim	1996																2	2	4	168	172	
May, Chris	2001									1						3			4	2	6	
May, Shane	2006		6	1	4		4							1		6	3	6	31		31	
McAfee, Michael	2002																		0	2	2	
McAfee, Rob	2002		2	6		3	1	1			1			2	4	7	7	7	41	149	190	
McCann, Neill	1999		1	1	2		1	1	3		5		1	3	6	5	6	15	50	208	258	
McCarthy, John	1965															3		19	22	282	304	
McGregor, Charles	2002																		0	88	88	
McGuire, Sean	2000																	15	15	169	184	
McIntosh, Tom	1995																6	26	32	190	222	
McKay, Johnny	1996																	31	31	166	197	

QRRR (Brisbane) Inc 2006 Game Statistics

	Year		Grade																2006	2005	Grand
Name:	Joined:	Premier	1st	2nd	3rd	4th	Colts 1	Colts 2	Colts 3	Women	Sub A	Sub Res	Scotney	Normanby	Wyatt	Other	Schools	BJRU	Total	Total	Total
McLoughlin, Alan	2006																	14	14		14
Meek, Frank (LM)	1976																		0		0
Meiklejohn, David	1999																		0	24	24
Meiklejohn, Frank	1992																		0	232	232
Meiring, Steve	2002		1	2	2	1	4				1	2				1	5		19	60	79
Moloney, Luke	2004				1			3								3	9	17	33	64	97
Moloney, Michael	2004							2	1	2							5	13	23	69	92
Monaghan, Laurie	1993			1			1									4	9	18	33	298	331
Moore, Simon	2000	11	3													3	3		20	142	162
Mould, Alistair	2002	14		1													1		16	79	95
Neville, Russell	2004				1					2							1	2	6	5	11
Newton, Chris	1994									2							4	24	30	359	389
Nohreiter, Franz	1998						1	1	1		2	2		3	6		5	11	32	227	259
O'Callaghan, Rod	2001																3		3	6	9
O'Connor, Terry	1985																		0		0
O'Donnell, Brian	2001		3		1		5				3			2		11	3	10	38	193	231
O'Neill, Paul	1997				2	1			1	1		1	2						8	116	124
Orgill, Michael	2002				1	2	2	1		3	1		1				2	11	24	74	98
Ormsby, Nigel	2005																2	11	13	19	32
Oxenford, Chris (LM)																			0		0
Parkinson, Lachlan	2004						1	2	1							11	10	24	49	36	85
Peachey, Peter	2001			1	2	1									2	6	5	24	41	122	163
Pedofsky, Mark	2002			3	4	2	3	1	1		3		1	2		1	1	3	25	127	152
Pegg, Geoff (LM)	1985								1								6	1	8	464	472
Pelly, Sebastian	2006																2	9	11		11
Plater, Rob	2005			2				1			1			2		1	7	12	26	21	47
Quinn, Phil	1992				2	1			1		2	2	2	1					11	212	223
Raukete, John	1987								2					1		1	6		10	12	22
Rees, Darren	1996		9				3										4		16	186	202
Retchford, Andrew	1999										1				3	1	7		12	118	130
Reynolds, Will	2005							1	2	3	1		1				2	4	14	17	31
Ritchie, Paul	2004					3			3	3			1			4	2	24	40	35	75
Robertson, Ian	1989																		0	12	12
Russell, Andrew	2000																5		5	225	230
Russell, Dennis	2006								1			1			1	7	2	6	18		18
Ryan, Nick	2005																		0		0
Ryan, Oliver	2005																		0	11	11
Ryan, Tom	1994																4	16	20	367	387
Samios, Jake	2005															6	3	36	45	36	81
Scotney, Ian (LM)	1972																		0		0
Shaw, David	2005																		0		0
Shaw, Mark	2004				1					1				1	1		6	12	22	27	49
Sheahan, Daniel	2006								2							5	10	18	35		35
Sheehan, Graham OAM (LM)	1963																		0		0
Silvester, Graeme	2003			1		1				1			1		1		2	9	16	58	74
Si'u, Enekosi	2005					1				4		1	1		2		5	2	16	8	24
Smith, Peter	1988														1			5	6	3	9
Spence, Luke	1990		2																2	212	214

QRRRA (Brisbane) Inc 2006 Game Statistics

Name:	Year	Premier	Grade																2006	2005	Grand	
	Joined:		1st	2nd	3rd	4th	Colts 1	Colts 2	Colts 3	Women	Sub A	Sub Res	Scotney	Normanby	Wyatt	Other	Schools	BJRU	Total	Total	Total	
Stainlay, Leon	2003				3	3			2	1			2	3			6	35	55	70	125	
Stanfield, Cameron	2002															6	9	27	42	101	143	
Stenner, Brian	2004												1		2			3	6	11	17	
Stewart, Lance	2005																3	4	7	18	25	
Stormon, John	2003																		0	4	4	
Sullivan, Patrick	2005																		0	11	11	
Sullivan, Peter	2005																		0	1	1	
Sullivan, Shane	2001					1			2	4	1					2	7	14	31	113	144	
Tait, Harrison	2005																9		9	3	12	
Tasker, Stuart	1999				1	1		1	2	2		1	2			1	2	19	32	165	197	
Taylor, Brett	2003			2	1		2	3	1			1					4	13	27	81	108	
Taylor, Craig	2004																3	27	30	26	56	
Taylor, Matthew	2004																6	45	51	14	65	
Thorp, Michael	2004																1	30	31	6	37	
Tims, Ross	2005																1	18	19		19	
Tippelt, Michael	2000																		0	24	24	
Titcume, Bryce	2001								2							1	8	27	38	106	144	
Tou, Bruno	2005				2	2					1	3					2	20	30	7	37	
Towler, Paul	2005																1		1	4	5	
Tregenza, Peter	2003																2	29	31	61	92	
Tresize, Tim	2003																	18	18	66	84	
Tresidder, Terry	1995				1	1	1			1	1		2			1		15	23		23	
Tutty, Michael	1998																		0	164	164	
Twomey, Kevin	1998		1																1	190	191	
Twomey, Paul	2001		9	1	3										1	3	4	9	30	142	172	
Valentine, Guy	2001								1	1							9	25	36	104	140	
van der Nest, De Wet	2005			4	2		2	2	2		2		2	3		6	2	22	49	36	85	
Waldron, Colin (LM)	1970																		0		0	
Walker, Rob	1998	1	8	2			3				1					2	3		20	148	168	
Wallace, Josh	2003				1	1	3	1	1							3	3	9	22	78	100	
Wallace, Michael	1999					1			1			1	1				1	36	41	175	216	
Warren, Carolyn	1999			6	2			1	1	2						2		7	21	129	150	
Webb, Jarrad	2006													1		1			2		2	
Williams, Noel	2003																		0	50	50	
Williamson, Michael	2002								1	1					1		3		6	43	49	
Williamson, Steve	1999		1	1		1	1	1	1		3			2	7	4	2	21	45	208	253	
Willis, Mike	2001				1	1											6	13	21	97	118	
Wilson, Andrew	2006							1		4						1	4	26	36		36	
Wilson, Daniel	2004																		0	40	40	
Wilson, Michael	2006																1		1		1	
Young, Scott	1985	1																	1	367	368	
Zeller, Mark	2005												2				2	13	17	21	38	
Zingelmann, Ray	1980				1	1			2		1						9	4	18	568	586	
Zivcic, Michael	2004						1	1	3								9	12	26	45	71	
Others			2	4	8	7	1	4	9	1	3			9	4	5	11	39	107	179	286	
Total			93	95	93	93	57	90	74	84	65	63	44	42	80	89	217	572	2,071	3,922	33,910	37,832

Award Winners 2006

Richard Andrews Memorial Award	Gerard Cavanagh
Cec. Menzies Shield	Lachlan Parkinson
Murray McNae Award	Andrew Coorey
Don Duffell/Phil Jones Award	Tom Ryan
Trevor Henry Memorial Award	Barry Leask
Paddy O'Brien Award	Michael Wallace
R.M. Bendeich Trophy	Peter Backstrom

Grand Final Referees for 2006

1	1st GRADE – Norbert Byrne Cup	Rodd Brockett
2	2nd GRADE – Chappie Schulte Cup	Greg Cuthbert
3	3 rd GRADE – Bert Bickley Cup	Shane May
4	4 th GRADE – John Barber Cup	Michael Darcy
5	SUBURBAN A	Warren Ford
6	SUBURBAN RESERVE	Franz Nohreiter
7	IAN SCOTNEY CUP	Mat Clark
8	GRAHAM WYATT CUP	Cole Barrett
9	NORMANBY CUP	Paul Daly
10	WOMEN	Michael Orgill
11	COLTS 1	Craig Hills
12	COLTS 2	Paul Haydock
13	COLTS 3	John Christopherson
14	UNDER 17 END SEASON DIVISION 1	Dominic Maher
15	UNDER 17 END SEASON DIVISION 2	Terry Tressider
16	UNDER 16 END SEASON DIVISION 1	Lachlan Parkinson
17	UNDER 16 END SEASON DIVISION 2	Nick Hartley
18	UNDER 16 END SEASON DIVISION 3	Bruce Higginson
19	UNDER 15 DIVISION 1	Peter Backstrom
20	UNDER 15 DIVISION 2	Cameron Stanfield
21	UNDER 15 DIVISION 3	Dan Sheahan
22	UNDER 15 DIVISION 4	Stu Tasker
23	UNDER 14 DIVISION 1	Gerard Cavanagh
24	UNDER 14 DIVISION 2	Leon Stainlay
25	UNDER 14 DIVISION 3	Jacob Samios
26	UNDER 14 DIVISION 4	Andrew MacIntosh
27	UNDER 13 DIVISION 1	David Collins
28	UNDER 13 DIVISION 2	Mike Willis
29	UNDER 13 DIVISION 3	Nick Leask
30	UNDER 13 DIVISION 4	Matthew Taylor
31	UNDER 13 DIVISION 5	Hayden Johnson

