

**Queensland Rugby Referees Association
(Brisbane) Inc.**



QRRRA (Brisbane) Inc.

Annual Report

Season 2010

The Management Committee and members of the Queensland Rugby Referees Association (Brisbane) Inc. gratefully acknowledge the support of the following sponsors during the 2010 season.



*Coopers Plains
Dental Group*



Table of Contents.

Office Bearers 2010.	Page 2
Life Members	Page 3
Presidents Report	Page 4
Financial Statements	Page 6
Appointments Board Report	Page 17
Awards	Page 18
Match Milestones	Page 18
Service Milestones	page 18
Representative Appointments	Page 19
Grand Final Referees	Page 22
Referee Match Statistics	Page 23
Referee Coaches Group Report	Page 30
Community Rugby Coaches Report	Page 31
Coaching Statistics	Page 33
Interchange Report	Page 34
Judicial Report	Page 35

Office Bearers

2010

President	Brian O'Donnell
Vice – President	Paul Evans
Secretary	Andrew Macintosh
Treasurer	Dan Sheahan
Committee	Rodd Brockett
	Mark Hogan
	Steve Leszczynski
	Laurie Monaghan
	Luke Spence
	Shane Sullivan
Executive Officer	Paul Heath

Business Address.
Website
Email
Phone

GPO Box 2645, Brisbane 4001.
www.qrrabrisbane.rugbynet.com.au
qrraref31@bigpond.comu
0409192396

Life Members

Fred Crawford

Kevin Crowe (OAM)

John Forbes

Phillip Jones

Barry Leask

John Meehan

Frank Meek

Chris Oxenford

Geoff Pegg

Ian Scotney (OAM)

Graham Sheehan (OAM)

Colin Waldron

PRESIDENT'S REPORT – 2010

The 2010 season was preceded by advice that the Experimental Law Variations (ELVs) were no longer to be used and that the Laws of the Game as ratified at the May 2009 meeting of the International Rugby Board would apply to all levels of Rugby in Australia. This was a necessary precursor to establishing stability leading into the Rugby World Cup in 2011. Thus for the first time in three years the Laws of the Game were the same across all the levels of Rugby where the QRRA provides match officials. This was significant in referees not having to adapt to different variations across the various levels of competition which had been the case in the previous three years. It is of note and a credit to our members that during the period of experimentation that as a group Queensland Rugby Referees Association members responded positively to what was being trialled readily adapting to the challenges that the Experimental Law Variations brought with them.

Experimental Law Variations (ELVs) that were considered as removing some negative aspects that were inherent in the game and were viewed as being positive steps in improving and developing the game were introduced into the Laws as ratified. The introduction of these changes to Law brought about changes to player coaching resulting in an increase in the speed of the game, more contest for the ball, continuity of possession and more ball in play time. This required new techniques from match officials to adjust to a faster and more continuous game. The Australian Rugby Union Game Management Document 2010 highlighted the need to change the focus at the breakdown to give the tackled player a greater opportunity to recycle the ball and this was an added feature again designed to improve the game.

Through education provided to promulgate these initiatives across the broad spectrum of the Rugby community the changes were implemented successfully and there was a consensus that the game has improved.

Sadly the QRRA lost one of its longer serving members in Life Member Don Duffell. This year was Don's 60th with the QRRA and until ill health precluded him from attending awards nights he was a regular at QRRA functions as the formal representative of the Life Members. He was highly respected by all members especially the young whom he took a keen interest in always ready to impart his wisdom in a friendly manner. This year also marks the 10th anniversary of the tragic passing of Paddy O'Brien and we can report that his family still retains an interest in the association through the Paddy O'Brien Award.

QRRA is a rather unique organisation in terms of the competitions that it services and the extent of its involvement in community rugby. It is one of only a handful of peak referee groups whose members are appointed to Premier, Senior Grade, Suburban, Schools, Juniors as well as a number of pre and post season generic competitions including several Seven and Ten a Side Carnivals. This year the QRRA reached the milestone of appointing referees to over 4000 matches which is not matched anywhere else in Australia for a single association.

The activity in programs to recruit, retain and encourage those in the Rugby community whom, have an interest in the game, to become match officials has begun to achieve some of the goals that have been set by past Management Committees with many new members being recruited through our School Based Referee Program, and from those parents of players moving from the Pathway to the fifteen a side game. We are actively supported in this by the Brisbane Junior Rugby Union, Queensland Junior Rugby Union and the Schools Convenors. The benefit of this is that the QRRA is now recruiting many more match officials straight from juniors and schools which should enable the QRRA in the coming seasons to have a source of younger partly educated and experienced match officials.

This projection of the QRRA into the area of community Rugby carries with it many challenges in having to deal with accreditation, compliance, education, coaching, development as well as the identification of those match officials considered to have the talent to progress to a higher level of the game. This year I set the membership the task of better serving those in Community Rugby who are involved in lower grade, age grade, schools and junior Rugby. A start had been made in this direction in the previous year with the QRRA facilitating courses across Brisbane for school based, and new referees applying directly to the QRRA to become Referees and/or Assistant Referees. This year saw a further extension of Pathway education in the introduction by the ARU of the new Refereeing Kids Rugby Pathway course.

The QRRA facilitated courses in 2010 which accredited 170 course attendees for Refereeing Kids Rugby and 131 course attendees as Assistant Referees. Our School Based Referee Program has had 140 attendees over the last two years and whilst only a small number have progressed to formal accreditation it

has been identified that the school season is short and does not provide the same opportunities for accreditation as is possible for those whom come from Brisbane Junior Rugby Union ranks. With the co-operation of the schools we are actively encouraging those in schools to join the QRRA directly at the start of the year and participate as a match official pre and post school season in BJRU matches.

This year 44 referees came to the QRRA as either new or returning members and they were welcomed and absorbed into the referee group. Our active membership number needs to be ideally set at 265 and currently we have that number. Mid season is the real challenge that we face with 12 weeks from May to August where all competitions are running at the same time and this involves over Saturday and Sunday appointing to 275 matches.

At the end of the 2010 season we had only five referees whose Smartrugby had not been renewed which will have the effect in 2011 that all appointed match officials will be compliant in terms of Smartrugby. Similarly five referees were operating on expired accreditation. In 2011 no match official will be appointed until the Smartrugby/accreditation oversight is redressed. This is part of the process that I put in train to better serve the area of Community Rugby and this is an excellent result for the work that went on behind the scenes to achieve this.

Our result in coaching has seen over 300 Coaching and Development Reports completed. Additionally many newer referees were viewed by a Referee Coach and given advice on how to develop their skill sets. With newer referees it is often the case that they need the support of a Referee Coach to set them up on the basics rather than to move into the formal reporting process. In 2011 the coaching focus at Community Rugby level will again be directed to fast tracking the development of new referees so as to achieve a better standard across all levels.

The association is represented at International level through Paul Marks being on the IRB Assistant Referee panel. At the Australian level we have Damien Mitchelmore, Stephen Hill, Simon Moore and Steve Leszczynski recognised and regularly appointed as match officials to Rugby Super 14 matches. In addition through interaction with State Referee Committee the association has a number of other match officials who have been recognised with appointments to National Championships and Provincial matches within Queensland.

We are pleased to acknowledge the support given to us through our sponsors and whom are identified on the inside cover of this report. 2010 marked the tenth year of our association with Coopers Plains Dental Group and I would like to formally record the associations' thanks for that involvement.

We would also like to record our appreciation for the support that we receive from our Stakeholders in Queensland Rugby Union, Queensland Suburban Rugby Union, Brisbane Junior Rugby Union, Queensland Junior Rugby Union, Greater Public Schools Sports Association, Associated Independent Schools, and The Associated Schools.

I would also like to thank the members of the Management Committee for their efforts during 2010 and those who have accepted positions outside of that Committee that contribute to the smooth and efficient running of the group as a whole.

It goes without saying that to be a Rugby match official requires an outstanding commitment to achieve the level of expectation that our stakeholders in the game expect. I believe that in 2010 that the QRRA has in the main met that expectation and to our individual members I would like to thank you all for that commitment. In 2011 we will need to be ever ready to meet new challenges, and be better at what we already do well now. Being a match official in this sport involves being part of an evolution and that is the challenge for us to stay abreast of.

Brian O'Donnell
President
13th October 2010

Statement of Financial Accounts
Period Ending 30 June 2010

Statement by Members of the Management Committee.


In the opinion of the Management Committee, the accompanying Financial Statements:

1. Present fairly the financial position of the Queensland Rugby Referees Association (Brisbane) Inc as at 30 June 2010 and the results of the Association for the period ended on that date.
2. At the date of this statement there are reasonable grounds to believe that Queensland Rugby Referees Association (Brisbane) Inc will be able to pay its debts as and when they fall due.

This statement is made in accordance with the resolution of the committee and is signed for and on behalf of the committee by:



Brian O'Donnell
President



Dan Sheahan
Treasurer

Dated this 21st Day of October 2010

Dated this 21st Day of October 2010

Statement of Income and Expenditure.

	Note	30 June 2010	30 June 2009 \$
INCOME			
Administration Grants	2	25,834	30,000
Annual Dinner		4,170	3,320
Government Grant			4,000
GST Collected		685	
Interest	3	5,591	7,680
Referee Development	6		5,700
Refereeing Services	7	178,398	140,466
Sponsorship and Donations	8	17,570	28,020
Subscriptions	9	22,909	22,235
Total Income		255,157	241,421
EXPENDITURE			
Administration	2	29,639	28,519
Annual Dinner		8,959	12,543
Annual Dinner – 2011		4,810	4,000
Bank Fees and Charges		93	103
Corporate Box - Suncorp	4	2,987	2,059
Functions	4	4,277	4,730
GST Paid			3,368
Insurance Premiums		1,031	2,019
Interchange Expenses	5	12,678	16,366
Legal Costs			629
Office Equipment & Stationery		2,637	3,294
Postage		485	637
Referee Development	6	4,227	15,964
Referee Expenses	7	140,708	112,668
Telephone		1,864	5,815
Training and Fitness		6,800	6,730
Trophies and Gifts	10	8,673	4,003
Uniform and Apparel Expenses	11	27,549	17,380
Website Expenses		2,090	
Total Expenditure		259,507	240,827
OPERATING INCOME (LOSS)		(4,350)	594
NET INCOME (LOSS)		(4,350)	594

Balance Sheet

	Note	30 June 2010	30 June 2009
MEMBERS' FUNDS			\$
Accumulated Funds – 1 July		137,924	137,330
Net Income(Loss)		(4,350)	594
Total Members Funds		133,574	137,924
<i>Represented By:</i>			
Assets			
BoQ Cheque Account	12	13,510	8,838
BoQ Websaver Account	12	120,064	129,086
Total Assets		133,574	137,924

Statement of Cash Flows

	30 June 2010	30 June 2009
	\$	\$
Operating Activities		
Cash Income from Customers	254,472	241,421
Cash Payments to Customers	(259,507)	(237,459)
Net Movement in Operating Funds	(5,035)	3,962
GST Activities		
GST Collected on Receipts	22,881	20,605
GST on Payments	(6,975)	(8,409)
GST (Payments)/Refunds	(15,221)	(15,564)
Net Movement in GST Activities	685	(3,368)
Net Movement in Cash - Increase/(Decrease)	(4,350)	594
Cash Balances held - 1 July		
BoQ Cheque Account	8,838	25,525
BoQ Cash Management Account	129,086	111,805
	137,924	137,330
Cash Balances held – 30 June		
BoQ Cheque Account	13,510	8,838
BoQ Websaver Account	120,064	129,086
	133,574	137,924

Notes to and forming part of the Accounts

1. Summary of Significant Accounting Policies

These financial statements are a special purpose financial report prepared in order to provide accounts which satisfy the requirements of the Associations Incorporation Act (Qld) 1981. The management committee has determined that the Association is a non-reporting entity and therefore there is no requirement to apply accounting standards and other mandatory professional reporting requirements in the preparation and presentation of these statements.

The statements have been prepared in accordance with the requirements of the Associations Incorporation Act (Qld) 1981. The statements are prepared on a cash basis, whereby items are brought to account as money is paid or received, from the records of the association. These are based on historical costs and do not take into account changing money values or, except where as specifically stated, current valuation of non-current assets.

The accounting policies have been consistently applied, unless otherwise stated. The following is a summary of significant accounting policies adopted by the Queensland Rugby Referees Association (Brisbane) Incorporated in the preparation of the financial statements.

(a) Taxation

As of 1 July 2000, the association was registered with the ATO for GST purposes. It is a non-profit organisation that has voluntarily nominated for GST.

No provision has been made for income tax as the association is exempt from income tax under the provisions of section 23(g) of the Income Tax Assessment Act.

The Association was and still is not required to have a Tax File Number.

The Association collects and pays GST quarterly. A Business Activity Statement (BAS) is submitted to the ATO on a quarterly basis as required by the taxation legislation.

(b) Stock on Hand

All bar stock and referee's apparel are expensed in the year of purchase.

(c) Equipment

All equipment purchases are expensed in the year of purchase.

For control purposes such items have been listed on the register of non-current assets/chattels.

(d) Events subsequent to Balance Date

Significant items of income and expenditure subsequent to balance date but prior to AGM are noted in Note 13.

Notes to and forming part of the Accounts (cont'd)

	2010 \$	2009 \$	Comments
2. Administration			
Grants	25,834	30,000	Grant from BJRU \$10k (2009 Season) – received 2010.
Expenditure by QRRRA	(29,639)	(28,519)	Grant from QRU \$15k (2010 Season).
	(3,805)	1,481	
3. Interest			
BoQ Cash Management Account			
BoQ Websaver Account	5,591	7,680	
	5,591	7,680	
4. Functions			
Corporate Box - Suncorp	2,987	2,059	QRU provided Corporate Box for all affiliates with no hire cost. This was utilised for sponsors and volunteers.
Cost of functions	4,277	4,730	AGM, Sponsors Dinner, Life Member Lunch and entertainment of visiting Test and Super 14 referees.
Net cost	7,264	6,789	
5. Interchange Expenses			
<i>Outward</i>	8,125	15,907	Various members officiating matches in Darwin, New Zealand and Intrastate. Expenses include accommodation, flights and meal allowances.
<i>Inward</i>	5,753	3,189	Intrastate expenses including accommodation, meals, transport and entertainment.
Total Interchange Expenses	13,878	19,096	
Less: Contributions by SRC	(1,200)	(2,730)	
Net Cost	16,366	16,366	
6. Referee Development			
<i>Referee Coaching and Development</i>			
Coaching Database Maintenance			RRIMS.
Coaches & Referee Meetings	3,350	2,244	Food costs met privately in 2010.
Training Aids	727		Law Books
DVDs & Supplies	150	1,040	
	4,227	3,284	

Notes to and forming part of the Accounts (cont'd)

	2010	2009	
	\$	\$	Comments
<i>Referee Development Activities</i>			
Camp		12,680	
Less: Payments by Members		(5,700)	
	<u>4,227</u>	<u>6,980</u>	
Net Cost	<u>4,227</u>	<u>10,264</u>	
 7. Refereeing Services			
<i>2010 Season</i>			
QRU			Received \$62,700 - July/Sept 2010
QJRU			Received \$7,750 - July 2009
BJRU			To Receive \$55,000 - November 2010
GPS			Received \$16,200 - July 2010
AIC			Received \$14,400 - August 2010
TAS			Received \$15,900 - July 2010
Southern Skies			Received \$1,255 - August 2010
Other			Received \$3,820 - August 2010
			<hr/>
<i>2009 Season</i>			
QRU	65,920		
QJRU	7,750		
BJRU	46,420		
GPS	15,660		
AIC	13,920		
TAS	15,660		
Southern Skies	1,170		
Other	11,898		
	<u>178,398</u>		
<i>2008 Season</i>			
QRU		62,182	
QJRU		8,340	
BJRU		36,020	
GPS		14,850	
AIC		13,200	
TAS			
Southern Skies		1,700	
Other		4,174	
		<u>140,466</u>	
	<u>178,398</u>	<u>140,466</u>	

Notes to and forming part of the Accounts (cont'd)

	2010	2009	
	\$	\$	Comments
<i>Less: Remuneration paid to Referees</i>			
2009 Season	(140,708)		
2008 Season		(112,668)	
	<u>(140,708)</u>	<u>(112,668)</u>	
	<u>37,690</u>	<u>27,799</u>	
8. Sponsorships			
Bluescope Steel	1,000	2,000	AR Flag Sponsorship.
Coopers Plains Dental Surgery	2,000	4,000	Sponsors for the past 10 years
Alphapharm	4,545		Shorts Sponsor
Laudiston Valuers & Auctioneers	3,000		Shorts Sponsor
Genworth		5,000	Shorts Sponsor
QRU Club		12,500	Major Sponsor
Other			Training Uniforms & Cap
	<u>7,025</u>	<u>4,520</u>	Sponsorship. A Gilmore Trust
	<u>17,570</u>	<u>28,020</u>	
9. Subscriptions			
General Membership	21,618	20,286	
Associate Members - BJRU	1,291	1,949	BJRU Referees for Saturday junior games.
	<u>22,909</u>	<u>22,235</u>	
10. Trophies and Gifts			
Annual Awards	1,162	743	
Gifts, Flowers	486	540	
Alistair Gilmore Trust	7,025	2,720	
	<u>8,673</u>	<u>4,003</u>	
11. Uniform and Apparel Expenses			
Ancillary Equipment	1,604	5,068	Cards & AR Flags.
Refereeing Kit & Apparel	25,945	12,312	Canterbury & Kooga Uniforms 2010
	<u>27,549</u>	<u>17,380</u>	
12. Bank Reconciliation			
Balance as per Cash Book	133,574	137,924	
<i>Balance at Bank</i>			
BoQ Cheque Account	13,510	8,838	
BoQ Websaver Account	120,064	129,086	
	<u>133,574</u>	<u>137,924</u>	
As per above	<u>133,574</u>	<u>137,924</u>	

Notes to and forming part of the Accounts (cont'd)

	2010	2009	Comments
	\$	\$	
13. Significant Amounts received or paid post balance date			
<i>Income</i>			
Grants – BJRU	10,000	July	2010 Season
Referee Services - Seniors	62,700	July/Sept	2010 Season
Referee Services - Juniors	55,000	November	2010 Season
Sponsorship – QRU Club	12,500	September	2010 Season
Subscriptions	19,000	October	Deducted from 2010 remuneration
Total	<u>159,200</u>		
<i>Expenditure</i>			
Referee Services	140,000	October	2010 Season
Annual Dinner and Trophies	10,000	October	2010 Season
Total	<u>150,000</u>		
Approx Bank Balances as at October			
BoQ Cheque Account	10,000		
BoQ Websaver Account	170,000		
Total	<u>180,000</u>		

Offices

Brisbane
Bundaberg
Cairns
Innisfail
Toowoomba
Townsville

**INDEPENDENT AUDITOR'S REPORT TO THE MEMBERS OF
QUEENSLAND RUGBY REFEREES ASSOCIATION (BRISBANE) INC.**

We have audited the accompanying financial report, being a special purpose financial report, of Queensland Rugby Referees Association (Brisbane) Inc.(the association), which comprises the balance sheet as at 30 June 2010 the income statement, statement of recognised income and expenditure and statement of cash flows for the year ended on that date, a summary of significant accounting policies and other explanatory notes and the statement by members of the committee.

Committee's Responsibility for the Financial Report

The committee of the association is responsible for the preparation and fair presentation of the financial report and have determined that the accounting policies described in Note 1 to the financial statements, which form part of the financial report, are consistent with the financial reporting requirements of the Associations Incorporation Act (QLD) 1981 and are appropriate to meet the needs of the members. The committee's responsibility also includes designing, implementing and maintaining internal controls relevant to the preparation and fair presentation of the financial report that is free from material misstatement, whether due to fraud or error; selecting and applying appropriate accounting policies; and making accounting estimates that are reasonable in the circumstances.

Auditor's Responsibility

Our responsibility is to express an opinion on the financial report based on our audit. No opinion is expressed as to whether the accounting policies used, as described in Note 1, are appropriate to meet the needs of the members. We conducted our audit in accordance with Australian Auditing Standards. These Auditing Standards require that we comply with relevant ethical requirements relating to audit engagements and plan and perform the audit to obtain reasonable assurance whether the financial report is free from material misstatement.

An audit involves performing procedures to obtain audit evidence about the amounts and disclosures in the financial report. The procedures selected depend on the auditor's judgement, including the assessment of the risks of material misstatement of the financial report, whether due to fraud or error. In making those risk assessments, the auditor considers internal control relevant to the entity's preparation and fair presentation of the financial report in order to design audit procedures that are appropriate in the circumstances, but not for the purpose of expressing an opinion on the effectiveness of the entity's internal control. An audit also includes evaluating the appropriateness of accounting policies used and the reasonableness of accounting estimates made by the committee, as well as evaluating the overall presentation of the financial report.

The financial report has been prepared for distribution to members for the purpose of fulfilling the committee's financial reporting responsibilities under the Associations Incorporation Act (QLD) 1981. We disclaim any assumption of responsibility for any reliance on this report or on the financial report to which it relates to any person other than the members, or for any purpose other than that for which it was prepared.

We believe that the audit evidence we have obtained is sufficient and appropriate to provide a basis for our audit opinion.

Independence

In conducting our audit, we have complied with the independence requirements of Australian professional ethical pronouncements.

Moore Stephens (Queensland) Audit Pty Ltd ABN 62 126 208 179
Level 25, 71 Eagle Street, Brisbane, Queensland, 4000 Australia
GPO Box 2443, Brisbane, Queensland, 4001
Telephone: + 61 7 3317 7877 Facsimile: + 61 7 3100 0028
Email: brisbane@moorestephens.com.au Web: www.moorestephens.com.au

*An independent member of Moore Stephens International Limited –
members in principal cities throughout the world*



Liability limited by a scheme approved under Professional Standards Legislation
The Queensland firm is not a partner or agent of any other Moore Stephens firm
An independent member of Moore Stephens International Limited - members in principal cities throughout the world


Serious about Success™

Qualification

As is common for organisations of this type, it is not practicable for Queensland Rugby Referees Association (Brisbane) Inc. to maintain an effective system of internal control over income and expenditure until the initial entry into the accounting records. Accordingly, our audit in relation to receipts and payments, other than interest income, was limited to amounts recorded.

Qualified Auditor's Opinion

In our opinion, except for the effects of such adjustments, if any, as might have been necessary had the limitation discussed in the qualification paragraph not existed, the financial report presents fairly in accordance with the accounting policies described in Note 1 to the financial statements and the Associations Incorporation Act (QLD) 1981, the financial position of the Queensland Rugby Referees Association (Brisbane) Inc. as at 30 June 2010 and the results of its operations for the year then ended.


MOORE STEPHENS



M J McDonald
Director
Brisbane

Date: 21 October 2010

Moore Stephens (Queensland) Audit Pty Ltd ABN 62 126 208 179
Level 25, 71 Eagle Street, Brisbane, Queensland, 4000 Australia
GPO Box 2443, Brisbane, Queensland, 4001
Telephone: + 61 7 3317 7877 Facsimile: + 61 7 3100 0028
Email: brisbane@moorestephens.com.au Web: www.moorestephens.com.au

*An independent member of Moore Stephens International Limited –
members in principal cities throughout the world*

Liability limited by a scheme approved under Professional Standards Legislation
The Queensland firm is not a partner or agent of any other Moore Stephens firm

An independent member of Moore Stephens International Limited - members in principal cities throughout the world



Appointments Board Report 2010

QRRRA (BRISBANE) Inc

In 2010 the Association appointed and provided referees to 4,065 games, including 1,688 in the QRU Grade Competition/Grade Trials/Invitational, 1,794 in the Brisbane Junior Rugby Union Competition and 583 in the GPS, AIC and TAS Competitions as well as a number of requested games. 218 members of the Association were appointed to games this year. A further 23 visitors from other Associations were accommodated with games.

The Appointments Board comprised of Greg Cuthbert, Michael Wallace, Paul Evans and chaired by myself. The Appointments Board conferred regularly to review the process to ensure that referees were being appointed on a regular basis and to matches reflecting their own individual abilities and in cases development needs.

My thanks to all members who accepted appointments this season, particularly those who assisted at short notice to fill vacancies due to withdrawals by other members after the release of appointments. The support provided by our members and their families is again recognised and is very much appreciated.

Further, I would like to express my personal appreciation and gratitude to Greg, Michael and Paul, for their efforts in fulfilling the week to week appointment commitments this season. A special thanks must go to our Executive Officer Paul Heath whose commitment in data collection and the concise information he has prepared has greatly assisted the Appointments Officers in their duties. As a result of consultations between the Senior Appointments Officer and the Executive Officer we will be seeking funding to take the record keeping a further step forward by further automating the process after appointments have been fulfilled to provide a series of reports which will aid not only the record keeping but also the compilation of the expense payment schedule.

The adoption of the policy two years ago of members being regarded as available unless we are advised otherwise has proven itself successful. When you consider all of the issues that we are trying to address within the process of appointing to matches as well as trying hard to appoint the right referee to each match, and then having to replace those appointed who withdraw the job done by all those involved is truly first rate.

Again this season the Board continued with its objective to appoint members to a level of game that matched their ability. This permitted the Association to provide referees to matches closer to their comfort zone and the abilities of the teams involved. This has resulted in fewer complaints about poor referee performance.

The assistance of Geoff Pegg and Ian Scotney (State Referee Committee), Michael Backstrom and David Hanham (QRU), and Kim Schuck and Karen Greedy (BJRU), Ken Greedy (QJRU) as well as the rugby co-ordinators from the GPS, AIC and TAS competitions, was also greatly appreciated. Without their co-operation and professional expertise, the Board would not have been able to achieve the result that it has.

Brian O'Donnell

Chairman, Appointments Board

11 October 2010

Awards 2010.

Richard Andrews Memorial Award	Best First Year Referee	John Corry
Cec Menzies Shield	Most Improved Junior Referee	Lauren Young
Richard Bendeich Trophy	Referee for Highest Junior Grade Grand Final	Sam Fay
Murray McNae Award	Most Improved Referee across the Association	Rupert Dingle
Trevor Henry Award	Service to Junior Match officiating	
Don Duffell and Phil Jones Award	Contribution to Referee Coaching	Chris Newton
Paddy O'Brien Award	Clubman of the Year	Andrew Coorey
QRU Premier Rugby Referee Award	Outstanding Premier Grade Referee	Damian Mitchelmore Simon Moore

Match Milestones.

100 Matches	Andrew Cornish, Jason Doig, Ian Foster, Lance Jenkins, Peter Krause, Neil Lavery, Duncan Male, Rod O'Callaghan, Daniel Sheahan, Harrison Tait, Michael Williamson.
200 Matches	David Bowler, Andrew Carmody, Anthony Hindmarsh, Andrew Macintosh, Luke Moloney, Michael Orgill, Peter Tregenza, De Wet van der Nest.
300 Matches	Peter Backstrom, Robert Harvey, Michael Wallace.
400 Matches	Laurie Monaghan.
1000 Matches	Richard Bendeich.

Service Milestones

10 Years:	David Bowler, Brett Cribb, Warren Ford, Paul Haydock, Ross Landsberg, Chris May, Rod O'Callaghan, Brian O'Donnell, Peter Peachey, Shane Sullivan, Bryce Titcume, Michael Willis.
20 Years:	Paul Harding.

Australian – Provincial and International Representative Appointments 2010

Match Official	Appointment	Match	Fixture
Peter Buchanan	No 4 Referee Assistant Referee Assistant Referee Referee	Darling Downs v Townsville QRFSU Schools Championships BJRU U15 v Country U15 BJRU U17 v Country U17 QJRU U17 Development v ACT U17	Country Championships Schools Representative Queensland Representative Queensland Representative Representative
Peter Buchanan(Snr)	Referee Coach Referee Coach	QRFSU Schools Championships QRFSU U15 Championships	Schools Representative Schools Representative
John Christophersen	Referee Assistant Referee No 4 Assistant Referee Referee Coach Referee No 4 No 5 Referee	Darwin Sevens QR Reds 2XV v Premier Barbarians QR Reds v Crusaders QR Reds 2XV v Casi(Argentina) Mariners v Bundaberg Sunshine Coast v Darling Downs QR Reds v Western Force Reds v Stormers Australian Schools Div. 1 Championships	Sevens Tournament Representative RS 14 Tour Country Championships Country Championships RS 14 RS 14 National Championship
Andrew Cole	Performance Reviewer Performance Reviewer Performance Reviewer Performance Reviewer Performance Reviewer Performance Reviewer Performance Reviewer Performance Reviewer Performance Reviewer Performance Reviewer Performance Reviewer Performance Reviewer Performance Reviewer Performance Reviewer Performance Reviewer Performance Reviewer Performance Reviewer Performance Reviewer Performance Reviewer Performance Reviewer	QR Reds v Waratahs QR Reds v Waratahs QR Reds v Crusaders QR Reds 2XV v Casi(Argentina) QR Reds v Blues QR Reds 2XV v Junior Waratahs QR Reds v Western Force Brumbies v Chiefs Brumbies Academy v ACT Selection Brumbies v Hurricanes Reds v Stormers Waratahs v Hurricanes Wallabies v Fiji New Zealand v Ireland New Zealand v Wales Australian Schools Div. 1 Championships Fiji v Combined Catholic Colleges Samoa v Australia Fiji v Australia	RS 14 Trial RS 14 RS 14 Tour RS 14 Representative RS 14 RS 14 Representative RS 14 RS 14 RS 14 International International International National Championship Schoolboy Representative Schoolboy International Schoolboy International
Andrew Coorey	Referee No 4 Assistant Referee No 5 Assistant Referee No 4 Assistant Referee No 5 Referee No 4 Referee	Darwin Sevens QR Reds v Crusaders QR Reds 2XV v Barbarians QR Reds v Waratahs Premier XV v Casi(Argentina) QR Reds 2XV v Casi(Argentina) Sunshine Coast v Darling Downs QR Reds v Blues Darling Downs v Townsville QR Reds v Highlanders Australian U16 Championships	Sevens Tournament RS 14 Trial Representative RS 14 Tour Tour Country Championships RS 14 Country Championships RS 14 National Championship
Greg Cuthbert	Referee Coach	Australian Womens Championships	National Championship
Rupert Dingle	Assistant Referee Referee Referee	Darling Downs v Townsville QRFSU Schools Championships QJRU U15 v NSW U15	Country Championships Schools Representative Representative
Jason Doig	Referee	QRFSU Schools Championships	Representative
Sam Fay	No 5 Referee	Darling Downs v Townsville QRFSU Schools Championships	Country Championships Schools Representative

Match Official	Appointment	Match	Fixture
Ian Foster	Assistant Referee Referee Assistant Referee No 4	QJRU U15 v NSW U15 Brisbane U19B v Country U19B QJRU U17 v ACT U17 QJRU U17 Development v ACT U17	Representative Queensland Representative Representative Representative
Peter Gofton	Referee Coach	QRFSU Schools Championships	Schools Representative
Paul Haydock	Referee No 4 Assistant Referee No 4 Referee Referee	Premier XV v Casi(Argentina) QR Reds v Blues QR Reds 2XV v Junior Waratahs Reds v Stormers Queensland Country v NSW Country QJRU U17 v NSW U17	Tour RS 14 Representative RS 14 Provincial Tri Series Representative
Stephen Hill	Assistant Referee Assistant Referee Assistant Referee Referee Assistant Referee No 5	QR Reds v Waratahs QR Reds v Waratahs QR Reds v Blues Brumbies Academy v ACT Selection Reds v Bulls Wallabies v Ireland	RS 14 Trial RS 14 RS 14 Representative RS 14 International
Jason Lees	Referee Assistant Referee	Darwin Sevens QJRU U17 v ACT U17	Sevens Tournament Representative
Steve Leszczynski	TMO TMO TMO TMO TMO TMO	QR Reds v Waratahs QR Reds v Blues QR Reds v Western Force Western Force v Bulls Waratahs v Cheetahs Brumbies v Highlanders	RS 14 RS 14 RS 14 RS 14 RS 14 RS 14
Duncan Male	No 4 Assistant Referee Assistant Referee Assistant Referee No 4 No 4 Assistant Referee Assistant Referee	QR Reds 2XV v Barbarians QJRU U15 v NSW U15 Country U19A v Country U19B BJRU U15 v Country U15 BJRU U17 v Country U17 Brisbane U19 B v Country U19 B Qld Country U19A v Qld Country U19B QJRU U17 v NSW U17	Representative Representative Country Representative Queensland Representative Queensland Representative Queensland Representative Queensland Representative Representative
Paul Marks	Referee Assistant Referee Referee Referee Referee Assistant Referee Assistant Referee Assistant Referee Assistant Referee Assistant Referee Referee No 4	QR Reds v Crusaders QR Reds v Waratahs QR Reds 2XV v Casi(Argentina) Hurricanes v Lions Waratahs v Sharks Brumbies v Sharks QR Reds v Western Force Brumbies v Chiefs Waratahs v Blues Western Force v Crusaders Blues v Chiefs Wallabies v Ireland	RS 14 Trial RS 14 Tour RS 14 RS 14 RS 14 RS 14 RS 14 RS 14 RS 14 RS 14 International
Neill McCann	Referee Coach No 4	Australian Schools Div. 1 Championships BJRU U15 v Country U15	National Championship Queensland Representative

Match Official	Appointment	Match	Fixture
Damien Mitchelmore	Assistant Referee	QR Reds v Crusaders	RS 14 Trial
	Referee	QR Reds 2XV v Premier Barbarians	Representative
	Assistant Referee	QR Reds v Crusaders	RS 14
	Assistant Referee	QR Reds 2XV v Casi(Argentina)	Tour
	Assistant Referee	QR Reds v Blues	RS 14
	Referee	QR Reds 2XV v Junior Waratahs	Representative
	Assistant Referee	Western Force v Bulls	RS14
	Assistant Referee	Brumbies v QR Reds	RS 14
	Referee	Brisbane v Country Heelers	Queensland Representative
Luke Moloney	No 5	QR Reds 2XV v Premier Barbarians	Representative
	No 4	QR Reds 2XV v Junior Waratahs	Representative
	No 5	Reds v Bulls	RS 14
	Referee	Combined Catholic Colleges v Combined Metropolitan Schools	Schools Representative
	Referee	Australian U16 Championships	National Championship
Simon Moore	Assistant Referee	QR Reds v Crusaders	RS 14 Trial
	Referee	QR Reds 2XV v Barbarians	Representative
	Referee	Brumby Runners v Junior Waratahs	Representative
	Assistant Referee	Darling Downs v Townsville	Country Championships
	Assistant Referee	QR Reds 2XV v Junior Waratahs	Representative
	Assistant Referee	Brumbies v Sharks	RS 14
	Assistant Referee	Reds v Stormers	RS 14
	Assistant Referee	QR Reds v Highlanders	RS 14
	No 5	Wallabies v South Africa	International
	Referee	Samoa v Australia	Schoolboy International
Assistant Referee	Brisbane v Country Heelers	Queensland Representative	
Matt O'Brien	Referee	Darwin Sevens	Sevens Tournament
	Assistant Referee	QR Reds 2XV v Premier Barbarians	Representative
	No 5	QR Reds v Crusaders	RS 14
	Assistant Referee	Premier XV v Casi(Argentina)	Tour
	No 5	QR Reds 2XV v Casi(Argentina)	Tour
	Referee	Sunshine Coast v Townsville	Country Championships
	No 5	QR Reds v Western Force	RS 14
	Assistant Referee	Adelaide Sevens	IRB Sevens
	No 4	Reds v Bulls	RS 14
	No 5	QR Reds v Highlanders	RS 14
	Referee	Australian Schools Div. 1 Championships	National Championship
	Assistant Referee	Brisbane U19 A v Country U19 A	Queensland Representative
	Assistant Referee	Brisbane v Country Heelers	Queensland Representative
Rod O'Callaghan	No 5	QR Reds 2XV v Barbarians	Representative
	No 4	QJRU U15 v NSW U15	Representative
	Referee	BJRU U15 v Country U15	Queensland Representative
	Assistant Referee	QJRU U17 Development v ACT U17	Representative
Brian O'Donnell	Referee Coach	Australian Schools Div. 2 Championships	National Championship
Geoff Pegg	Performance Reviewer	Darwin Sevens	Sevens Tournament
	Referee Coach	QRFSU Schools Championships	Schools Representative
	Referee Coach	QRFSU Schools U15 Championships	Schools Representative
Darren Rees	Referee	Queensland Suburban v Outback Barbarians	Queensland Representative
	No 4	Brisbane U19 A v Country U19 A	Queensland Representative
	No 5	Brisbane v Country Heelers	Queensland Representative
	Assistant Referee	BJRU U17 v Country U17	Queensland Representative
	Assistant Referee	Brisbane U19 B v Country U19 B	Queensland Representative

Match Official	Appointment	Match	Fixture
Shaun Rigby	Assistant Referee Assistant Referee	BJRU U17 v Country U17 Brisbane U19 B v Country U19 B	Queensland Representative Queensland Representative
Tom Ryan	Liason Officer	Visiting Match Officials	RS 14 and Internationals
Simon Scoble	Assistant Referee	Combined Catholic Colleges v Combined Metropolitan Schools	Schools Representative
Cameron Stanfield	No 4 Assistant Referee No 4 No 4	Queensland Suburban v Outback Barbarians Brisbane U19 A v Country U19 A QR Reds 2XV v Junior Waratahs Brisbane v Country Heelers	Queensland Representative Queensland Representative Representative Queensland Representative
Harrison Tait	No 5 Referee Assistant Referee Assistant Referee	QR Reds 2XV v Junior Waratahs Australian Schools Div. 2 Championships Brisbane U19 B v Country U19 B Queensland Suburban v Outback Barbarians	Representative National Championship Queensland Representative Queensland Representative
Matt Thompson	No 4 Assistant Referee Referee Referee Referee	QR Reds 2XV v Premier Barbarians Adelaide Sevens Country U19A v Country U19B Australian U16 Championships Qld Country U19A v Qld Country U19B	Representative IRB Sevens Country Representative National Championship Queensland Representative
Andrew Twist	No 5	QJRU U17 v NSW U17	Representative
Chris Woodhouse	Referee Referee Referee Assistant Referee Referee Assistant Referee Assistant Referee Assistant Referee	QRFSU Schools Championships QRFSU Schools U15 Championships QJRU U17 v ACT U17 Qld Country U19A v Qld Country U19B BJRU U17 v Country U17 Queensland Suburban v Outback Barbarians QJRU U17 Development v ACT U17 QJRU U17 v NSW U17	Schools Representative Schools Representative Representative Queensland Representative Queensland Representative Queensland Representative Representative Representative
Scott Young	Performance Reviewer Performance Reviewer Performance Reviewer Performance Reviewer Performance Reviewer Performance Reviewer Performance Reviewer Performance Reviewer Performance Reviewer Performance Reviewer Performance Reviewer	Darwin Sevens QR Reds v Crusaders QR Reds 2XV v Barbarians QR Reds v Waratahs QR Reds 2XV v Premier Barbarians QR Reds v Crusaders QR Reds v Blues QR Reds v Western Force Reds v Bulls Waratahs v Brumbies QR Reds v Highlanders	Sevens Tournament RS 14 Trial Representative RS 14 Representative RS 14 RS 14 RS 14 RS 14 RS 14 RS 14

Grand Final Referee Appointments 2010

Premier Grade	Paul Marks
First Grade	Steve Leszczynski
Second Grade	Matt O'Brien
Third Grade	Cameron Stanfield
Fourth Grade	Paul Daly
Premier Colts	John Christophersen
Colts 1	Harrison Tait
Colts 2A	Rupert Dingle
Colts 2B	Peter Buchanan
Barber Cup	Matt Blackham
Pegg Cup	Lance Jenkins
Scotney Cup	Michael Orgill
Graham Wyatt Cup	Rob Harvey
Normanby Cup	Cole Barrett
Women	Rob McAfee
Under 17 Division 1 (end of season)	Sam Fay
Under 17 Division 2 (end of season)	Laurie Monaghan
Under 17 Division 3 (end of season)	Warren Ford
Under 16 Division 1 (end of season)	Hayden Powell
Under 16 Division 2 (end of season)	Ian Foster
Under 16 Division 3 (end of season)	Frank Miller
Under 18 Division 1 (mid season)	Andrew Gillies
Under 17 Division 1 (mid season)	Nick Hartley
Under 17 Division 2 (mid season)	Rob Harvey
Under 18 Division 1 (early season)	Rob O'Callaghan
Under 18 Division 2 (early season)	Chris Woodhouse
Under 16 Division 1 (early season)	Hayden Johnson
Under 16 Division 2 (early season)	Rupert Dingle
Under 16 Division 3 (early season)	Ian Foster
Under 15 Division 1	Adam Uren
Under 15 Division 2	Mabel Wiki
Under 15 Division 3	Andrew Cornish
Under 14 Division 1	Lauren Young
Under 14 Division 2	Melinda Volker
Under 14 Division 3	Darren Brown
Under 14 Division 4	Mark Fairweather
Under 13 Division 1	Jordan Schuck
Under 13 Division 2	Jordan Ryan
Under 13 Division 3	Anna Thornton
Under 13 Division 4	James Rodgers

Referee Match Statistics

First Name	Family Name	Year Joined	Premier	1	2	3	4	Premier Colts	C1	C2	Women	Normanby	Wyatt	Barber	Pegg	Scotney	Other	School	BJRU	Matches 2010	Total 2009	Total 2010
Geoffrey	Acton	1994	4														1	1		6	328	334
Liam	Anderson	2010																	5	5	0	5
Alan	Aplin	2008															1		14	15	24	39
Jeff	Austin	2010			1	1			1		1			3		1	4	1	1	14	0	14
Peter	Backstrom	1998			1	1	1		1	1				2	3		2	2	20	34	290	324
Richard	Bamford	2007																4	7	11	14	25
Joel	Banks	2008															2	4	13	19	4	23
Bruce	Barlow	2005																1		1	24	25
Cole	Barrett	1988			2	1			1	1		5	1	3			5	3	18	40	622	662
Jamie	Baum	2009				1				2			1				5	3	6	18	23	41
Brooke	Baxter	2008				2	2			1		1	1	2		1	1	3	3	17	13	30
Daniel	Belanszky	2000															1			1	42	43
Richard	Bendeich	1976				5	2			3	1	2				1	8	6	14	42	999	1041
Alexander	Beveridge	2009															1	1	19	21	15	36
Matt	Blackham	2010		5				2	1					2			8	5		23	0	23
David	Bowler	2001				5				1			1	3		1	7	5		23	180	203
Greg	Bradley	2010									1						1	2		4	0	4
Tim	Brailsford	2009																	13	13	18	31
Zachary	Brankovich	2010																	15	15	0	15
Ben	Bremner	2009															1	5	1	7	4	11
Cathie	Briner	2010																1	1	2	0	2
Rodd	Brockett	1988		5				2	1					1			3	5		17	639	656
Connor	Brown	2008																	22	22	1	23
Darren	Brown	2009																	18	18	0	18
PeterJ	Buchanan	2008			6			2	2	2				1			12	1	9	35	38	73
Paul	Burnett	1990															3	1	23	27	360	387
Gil	Bygraves	2010															2	3		5	0	5
Peter	Cahill	2005																3		3	43	46
Alan	Campbell	2006																	6	6	101	107
Andrew	Carmody	2004					4						3		3		10	8	14	42	161	203
John	Carroll	2007																1	12	13	18	31
Blair	Chamberlain	2010																	7	7	0	7

First Name	Family Name	Year Joined	Premier	1	2	3	4	Premier Colts	C1	C2	Women	Normanby	Wyatt	Barber	Pegg	Scotney	Other	School	BJRU	Matches 2010	Total 2009	Total 2010
Scott	Chapman	2010															3		5	8	0	8
John	Christophersen	1997	2	6				5									7	1		21	260	281
Jonathan	Cichero	1997												1			4	4		9	264	273
Michelle	Colgrave	2003		1	5			3	1					1			4			15	151	166
Wayne	Cook	2006															1	3	15	19	27	46
Stephen	Cooper	2006								1							2	8	15	26	42	68
Andrew	Coorey	2003	1	8				6									6	2		23	169	192
Andrew	Cornish	2006								1		1					3	5	14	24	77	101
John	Corry	2010			1	3	2			3		1	1			3	5	5	5	29	0	29
Brett	Cribb	2001					2			3	1			1	1	3	2	1		14	122	136
Brett	Cronan	2010															1	3	13	17	0	17
Gregory	Cuthbert	1998						3									6	5		14	254	268
Paul	Daly	2003			6	1	2		1			1		1			4	2	1	19	208	227
Michael	Darcy	2000			1	1											4		1	7	160	167
Russell	Davies	1984					4			3					1	3		3		14	412	426
James	Davis	2008															1	12	2	15	38	53
Juan	De Jager	2008				2	1			2		2	1	1	1	2	6	4	16	38	54	92
Grant	Depina	2007								1										1	37	38
Rupert	Dingle	2009			2			4	4	1				2			18	3	9	43	30	73
Phillip	Dobson	2007									1						6	13	2	22	5	27
Jason	Doig	2004			2		1		1	2						1	9	2	1	19	88	107
Brian	Dooley	2009																4	2	6	0	6
Waren	Duke	2010																	14	14	14	28
Fred	du Plessis	2008																	11	11	9	20
Cameron	Evans	2009																	27	27	16	43
Ian	Evans	2006															4	3	8	15	112	127
Paul	Evans	1998					1											1		2	318	320
Mark	Fairweather	2009					1			2	2						8	2	7	22	19	41
Sam	Fay	2009				1				2	1	1		1	1		11	2	2	22	20	42
Stephen	Ferrier	2009															5	10	11	26	29	55
Brian	Fleming	1998		1		2			1		1	1	4		1		6	6	2	25	237	262
Warren	Ford	2001		4	3							1			1		5		9	23	267	290
Ian	Foster	2004					1		1	1							3	6	19	31	73	104
Bryan	Fox	2010															2		15	17	0	17
Geoffrey	Gardiner	1984																	3	3	366	369

First Name	Family Name	Year Joined	Premier	1	2	3	4	Premier Colts	C1	C2	Women	Normanby	Wyatt	Barber	Pegg	Scotney	Other	School	BJRU	Matches 2010	Total 2009	Total 2010
Andrew	Gillies	2002		7					2						2		6	2		19	170	189
Kurt	Groeneveld	2007																1	6	7	32	39
Rodney	Harrison	2006					1				1			1	1	3	1			8	32	40
Nicholas	Hartley	2006			4				1	1				2		1	1	4	4	18	107	125
Robert	Harvey	2002			5			1	2	2			2		1		20	4	12	49	290	339
Paul	Haydock	2001	11	4				2									4		2	23	269	292
Paul	Henwood	2006					5					1	2		2	2	5	4		21	55	76
Bruce	Higginson	1999								3			4		1				14	22	330	352
Stephen	Hill	2007	8	1														4		13	43	56
Anthony	Hindmarsh	1995															3	1	5	9	195	204
Greg	Hinton	1989				1	1		1									2		5	388	393
Mark	Hogan	1995				1		1	1						1		2	5	2	13	379	392
Lucas	Hogarth	2000		4	4			4									5	1	2	20	96	116
Josh	Holmes	2007								2								2	3	7	25	32
Corbin	Hoppe	2010															3		25	28	0	28
Reilly	Hourigan	2009																	26	26	1	27
Sam	Houston	2004					2		1	2								4		9	68	77
Peter	Hulbert	2010															1		7	8	0	8
Brian	Huston	2010																	6	6	0	6
Duncan	Jacobs	1999										6	1		1		3		4	15	259	274
Lance	Jenkins	2007			1				2	1			1	2	2	1	1	3	19	33	67	100
Lloyd	Jensen	2008													2		1	3		6	29	35
Hayden	Johnson	2006								3			3				6	6	14	32	138	170
Richard	Johnson	2007															2	1	13	16	20	36
Timothy	Johnson	2009									1						6	5	20	32	4	36
Oscar	Kemp	2010															1		7	8	0	8
Graham	Kennedy	2009															1	1	8	10	16	26
Brian	Kolanowski	2010																	4	4	0	4
Kolio	Kolio	2005				3	1		1	1					2					8	52	60
Johnathon	Krause	2010																5		5	0	5
Peter	Krause	2005															1	5	29	35	85	120
Richard	Laherty	2010															1		2	3	0	3
Ross	Landsberg	2001											1				2	7	12	22	153	175
Brad	Lauder	2010																	8	8	0	8
Neil	Lavery	2005			1									1			4	6	7	19	83	102

First Name	Family Name	Year Joined	Premier	1	2	3	4	Premier Colts	C1	C2	Women	Normanby	Wyatt	Barber	Pegg	Scotney	Other	School	BJRU	Matches 2010	Total 2009	Total 2010	
William	Lavery	2010																	23	23	0	23	
Amy	Layton	2008															5	6	31	42	23	65	
Barry	Leask	1972																3	9	12	855	867	
Jason	Lees	2003		7				1						1				2	2	13	128	141	
Steve	Leszczynski	1996	14	3				1											1	19	278	297	
Michael	Lucas	2010															1		28	29	0	29	
Paul	Lucas	2002															2	2	8	12	55	67	
Andrew	Macintosh	2005			1	3	1		1	4	1		2	1				17	1	15	47	168	215
Fraser	MacMillan	2008																	3	3	10	13	
Gordon	Magann	2010															6			6	0	6	
Duncan	Male	2007				1	1		6	4	1							8	2	9	32	79	111
Paul	Marks	1993	14																1		15	334	349
Rex	Martin	2004									7								10	22	39	257	296
Christopher	May	2001								1										1	37	38	
Robert	McAfee	2002			3	2			1		2						6	3	5	22	235	257	
Neill	McCann	1999			2							1					2	9	2	16	346	362	
John	McCarthy	1965																	22	22	355	377	
Thomas	McIntosh	1995															4	8	12	24	328	352	
Johnny	McKay	1996																	8	8	250	258	
Gregory	McLean	1994															2	3		5	111	116	
Alan	McLoughlin	2006																	14	14	66	80	
Michael	McMahon	2008									3						3	6	7	19	35	54	
Steve	Meiring	2002															8	7	2	17	128	145	
John	Miles	2010																	3	3	0	3	
Frank	Miller	2010															4	10	11	25	0	25	
Greg	Milne	2009	2	3				6									5	3	1	20	28	48	
Damien	Mitchelmore	2009	16														3			19	13	32	
Luke	Moloney	2004		5	1			5									17	1	2	31	179	210	
Michael	Moloney	2004				1						3	7				3			14	132	146	
Laurie	Monaghan	1993															6	8	17	31	395	426	
Simon	Moore	2000	16														5	1		22	226	248	
Fraser	Morrison	2010																	8	8	0	8	
Caleb	Moynihan	2007															3	5	26	34	18	52	
Wilbur	Munday	2008																	6	6	7	13	
Richard	Nagle	2010															6	7	3	16	0	16	

First Name	Family Name	Year Joined	Premier	1	2	3	4	Premier Colts	C1	C2	Women	Normanby	Wyatt	Barber	Pegg	Scotney	Other	School	BJRU	Matches 2010	Total 2009	Total 2010	
Christopher	Newton	1990															1	2	25	28	469	497	
Robert	Nicol	2009											1				3	2	13	19	19	38	
Franz	Nohreiter	1998				5				2		1	1	3			5	4	8	29	308	337	
Loughlin	O'Brien	2009																	10	10	6	16	
Matthew	O'Brien	2008		6	2			6									8	4		26	55	81	
Roderick	O'Callaghan	2001			1	3			3	2			1	2			10	5	12	39	76	115	
Brian	O'Donnell	2001			2	1		1									3	5		12	286	298	
Brian	Olsen	2007															1	3	15	19	15	34	
Liam	O'Regan	2008															3	2	19	24	26	50	
Michael	Orgill	2002			2	1			1	1				2		3	10	5	10	35	178	213	
Daniel	Patterson-Hyde	2010																	3	3	0	3	
Peter	Peachey	2001															3	9	6	18	248	266	
Mark	Pedofsky	2002			3				1	1				2		3	16	5	10	41	258	299	
Geoff	Pegg	1985																1		1	579	580	
Benjamin	Perry	2008				2	2		3	2		1		1			3	6		20	36	56	
Hamish	Pike	2010																2	3	5	0	5	
Andrew	Plumbe	2008				1	3			1		6	1			1	3	2	1	19	15	34	
Rhys	Pousette	2009															2	8	12	22	8	30	
Cameron	Powell	2007																	7	7	21	28	
Hayden	Powell	2008															1	5	12	18	16	34	
Phil	Quinn	1992					4			1	1				4	1				11	249	260	
Pat	Rae	1998															4	1		5	145	150	
John	Raukete	1987					1			1	1						3	6	5	17	468	485	
Darren	Rees	1996		7	1			4											7	4	23	265	288
Brendan	Riddell	2010					3			1		2	1		1		7	3	9	27	0	27	
Shaun	Rigby	2008							2			1	1	5	1		13	2	1	26	45	71	
Paul	Ritchie	2004								1		1				1		1	20	24	157	181	
Doug	Robertson	2010				1				1					2		1		5	10	0	10	
Darryl	Rodgers	2009				1	3			2	1				2	1	5	2	9	26	21	47	
James	Rodgers	2010															4	2	10	16	0	16	
Jordan	Ryan	2008															2		21	23	28	51	
Thomas	Ryan	1994									1						1	1	25	28	453	481	
Nicole	Sadgrove	2010									1				1	1		4	19	26	0	26	
Jordan	Schuck	2007															3	6	23	32	35	67	
Garth	Schultz	2009															6	4	10	20	14	34	

First Name	Family Name	Year Joined	Premier	1	2	3	4	Premier Colts	C1	C2	Women	Normanby	Wyatt	Barber	Pegg	Scotney	Other	School	BJRU	Matches 2010	Total 2009	Total 2010
Simon	Scoble	2007		1	4	1	1	2	1					1			6	3		20	200	220
Mark	Shaw	2004																1	8	9	114	123
Daniel	Sheahan	2006		2	1			3				2					3	6		17	95	112
Timo	Siaki	2007															5	3	20	28	43	71
Heath	Singe	2009				4	5			4				2	1		4	2		22	20	42
Luke	Smith	2008															1		30	31	16	47
Martin	Smith	2009									1				1		3	9	14	28	18	46
Luke	Spence	1990		3				1						1			5	2		12	264	276
Ben	Stacey	2010																	18	18	0	18
Cameron	Stanfield	2002		2	1	2		8									8	2		23	236	259
George	Stewart	2010																	18	18	0	18
Mitchell	Stewart	2007															2	1	9	12	78	90
Shane	Sullivan	2001					2				3	1	1		1	1	14	5	8	36	239	275
Harrison	Tait	2005		1	3			6	2								11	3	2	28	74	102
Damien	Tanzer	2007															2	1	5	8	21	29
Colin	Te Pohe	2009			1	6	2			1		5	3	1			3	4	5	31	50	81
Richard	Theile	2007															4	4	2	10	21	31
Matthew	Thompson	2009		7	2	2	5										5			21	38	59
Anna	Thornton	2008																	20	20	18	38
Ross	Tims	2005																8	19	27	69	96
Bryce	Titcume	2001															3	6	2	11	181	192
Teokotai	Tou	2005				1	1			1					1		1	4	11	20	108	128
Paul	Towler	2005					2				2		2				9	4	3	22	46	68
Peter	Trogenza	2003				1	2			3			2		1		4	3	12	28	190	218
Terry	Tresidder	1995			1	2			1	1		2					3	1	13	24	320	344
Sione	Tuiano	2010								2					3		8	4	1	18	0	18
Adam	Uren	2009															2		18	20	11	31
Guy	Valentine	2003													1		4	4	16	25	208	233
Hendrik	van Aswegen	2010													2	3			2	7	0	7
Marius	Van Der Merwe	2010																	5	5	0	5
Christiaan	van der Nest	2008															1		16	17	34	51
De Wet	van der Nest	2005										1					1		14	16	193	209
Rod	Varnham	2010															2	2	5	9	0	9
Melinda	Volker	2009															5	11	9	25	6	31
Robert	Walker	1998		3				4						1			5			13	221	234

First Name	Family Name	Year Joined	Premier	1	2	3	4	Premier Colts	C1	C2	Women	Normanby	Wyatt	Barber	Pegg	Scotney	Other	School	BJRU	Matches 2010	Total 2009	Total 2010
Michael	Wallace	1999				1									1		1	3	15	21	287	308
Bruce	Ward	2009															1	1	19	21	6	27
Eugene	Waugh	2010									1							9	6	16	0	16
Steve	Widener	2009																	1	1	5	6
Mabel	Wiki	2009															3	11	18	32	2	34
Greg	Williams	2009									1						3	9	21	34	19	53
Michael	Williamson	2002									1		2				1	2	16	22	83	105
Stephen	Williamson	1999															1	2		3	319	322
Michael	Willis	2001				1						4	1				6	2	5	19	149	168
Christopher	Woodhouse	2009				1	1		1	2					1		21	4	15	46	29	75
Lauren	Young	2009					1				1		1			1	5	3	10	22	23	45
Totals			88	102	88	93	98	83	50	87	40	54	54	54	51	39	708	596	1803	4088		

Members Not Included in Above or as Coaches.

Ian Anderson, Michael Backstrom, Bruce Barlow, David Campbell, Daniele Bonanno, Clayton Brown, Peter Buchanan, Nick Burkett, Neil Byrne, Justin Carroll, Daryl Clifford, Brian Codd, Steve Cohen, Graham Cole, Andrew Connor, Paul Cook, John de Lacoutre, Jackson Dindle, Tim Donahue, Bruce Duxbury, Michael Eastwood, Timothy Edwards, Mark Egan, Andrew Esposito, Miles Fairbairn, Michael Fairbairn, John Fison, Michael Galvin, David Gotley, Peter Grover, Paul Harding, Antony Hardy, Paul Heagney, Paul Harding, Martin Healy, Hugo Henderson, Cameron Herpich, Shane Hicks, Lionel Hogg, Roy Hopper, Greg Howard, Michael Howard, Chris Hurwood, Nick Jacoby, John Jaffe, Elliott Kippen, Declan Lane, Bradley Lawrence, Mark Logan, Anthony Lyndon, Russell Lyons, Peter Makepeace, Tim Matthews, Trevor Matthews, Gary McMahon, Roger McPhee, Chris Merrin, Chris Monahan, Adam Neilson, James O'Brien, Matthew O'Rourke, Fraser Palmer, Michael Petrie, Andrew Orr, Peter Phillpotts, Rayno Potgieter, Reimon Raukette, Simon Rumore, Kim Schuck, Stephen Simpson, Brad Smith, Kevin Smith, Ian Stephens, Duncan Stephens, Tony Stephens, Patrick Sullivan, Judy Tame, Craig Taylor, Scott Taylor, John Thornton, Mark Tuohy, Andrew Twist, David Valentine, Thymon Venter, James Wallace, Mark Wilson, David Woods.

School Based Referee 2008-2010. 159

Club Based Kids Rugby Qualified 2010. 169

Club Based Pathway Referees 2007-2009. 152

Club Based Assistant Referees 2007-2010. 380

COACHING, REVIEWING, MENTORING REFEREE REPORTS 2010

The 2010 season saw the QRRA take a slightly different approach to the coaching of referees. Referees participate for a number of reasons: -

- Some want to be elite
- Some are excellent referees but have only limited time available
- Some do it purely for recreation
- Some would prefer only school games
- Some are not sure what they want

To provide support for all groups' tests the limited resources that are available within the referee coaching area.

The 2010 plan provided for:-

- The ARU panel (To be looked after by ARU)
- State Referee Squad
- Talent Identification Squad
- Community Rugby Referees
- Junior Rugby Referees

Goals

1. Grow the coaching group by the introduction of new coaches and improve feedback and education of all referee coaches. Pat Rae, Ben Henry and Mark Hogan are new coaches.
2. Improve the coaching coverage of all referees within QRRA including State Referee Committee and Talent Identified Squads (measured by Referee reports/ referees and referee coach feedback / appointments). More than 300 reports were compiled with approximately 120 referees being reviewed. This was still not sufficient to cover all referees.
3. Through the above ensure sufficient candidates are available to service the future needs of ARU / QRRA / QJRU / QSRU / BJRU / GPS / AIC and TAS competitions. For 2010, we appear to have met our commitments.

The Coaching Group

An organisation was put in place to cover effectively the various groupings of referees across the whole association with the focus on the following:-

Senior Experienced Referees	Game Management Communication Key Decisions
Community/Junior Referees	Management Safety Acceptability

The overall coaching plan was followed reasonably closely throughout the season and meetings were held regularly to provide education for both referees and referee coaches. There was also regular formal and informal contact and communication between the members charged with the task of organising reports and sightings. There still remains the problem of the heavy schedule of matches over the 13 weeks of the school season which requires a number of our coaches to referee matches thus limiting their availability for coaching.

The Coaching plan was supported through the following: -

Sprint Training

Paul Pearce again provided expert advice to our up and coming referees on how to run efficiently. It has been a great help to many of them and should be continued.

Fitness Training

For the second year we had Erin Haske as our trainer. This year we trained as a single group however this should be reviewed before training is undertaken in 2011

Referee Reports

Year	2006	2007	2008	2009	2010
Reports	183	83	214	253	313

It is pleasing to see the number of reports increasing. They come from a number of sources – Interstate /Championships /Local.

DVD's

Every Premier match is filmed and the Referee and Referee Coach provided with a copy for review.

Comment

I have made a number of recommendations to the Management Committee in relation to strengthening the structure for 2011. This will ensure that we do not lose the current focus in relation to maintaining and improving our standards.

Referee Coaching and Development is an ongoing process and there is always a need to encourage and develop the skills of both referees and referee coaches. It is through a process of planning and reviewing what we are doing which will lead us to a position of having very skilled practitioners into the future.

Ian Scotney
1 October 2010

2010 Community Referee Coaching Report

It is always the difficult at season's end to express deserved gratitude and thanks to the Referee Coaches within our Association as well as the work of State Referee Committee and QRRA to provide a Referee Coaching and Development Plan that reflects the needs of the association.

The Plan this year was to lighten the Load of the Referee Coach with the introduction of the Mentor based Programme. The main reason for this approach were.

- To allow referee coaches to carry out their primary role which was to coach and supply feedback to the Referee via, written reports in addition to a debriefing sessions after games.
- To enable referees to contact their mentor prior to and after games following receipt of the reports, ie encouraging, guiding and supporting them in areas that required improvement. The use of videos of matches was encouraged as a learning tool.

This became a challenge early in the year for both referees and referee coaches in having to adjust to the May 2009 approved Laws of the Game. It was found that in the settling in period early in the season that some of our match officials were out of touch with the new Laws after the period of seasonal change.

One of the pressing issues again this year was the number of coaches who are still active referees, thereby reducing their capacity for coaching. I see no simple answer to this in the short term. However there were a number new

coaches added to our group this year, and the Coach the Coach Program was used successfully to appraise them of techniques to carry out their coaching roles. This proved highly successful adding to referee coach confidence. My thanks to the senior coaches who provided their time in assisting these newer coaches. We also saw a number of our younger referees take on the coaching role as a part of their referee development. It is the case that some referees benefit greatly from actually coaching others as it often draws their attention to minor issues in their own games. The thrust of their work was to assist in coaching junior referees on Sunday matches and this initiative proved successful particularly in communication as those coaches were only a handful of years before in the same situation.

There were a number of carnivals during the year where the coordinators requested referee coaches to attend. The response to these requests was outstanding with on occasions multiple coaches looking at the same game and comparing notes. In June a request was made to saturate BJRU matches with coaches/senior referees to as many grounds possible. This was a successful venture with some twenty two members attending grounds to offer advice to referees at junior fixtures. It is planned to continue this initiative into 2011 and it is hoped that a similar outcome is achieved. With senior referees and referee coaches combining in exercises such as this will result in major benefits in coaching.

Some innovative coaching strategies were implemented this year resulting in a more personal interaction between, coaches/mentors and referees. Whilst these processes didn't always produce the required result, they were nevertheless very effective and worthwhile. These types of activities need to continue.

The Coaching Education Meetings this year touched on the following subjects:

- Bill Turner, Police Training Officer Tactical Communication.
- Matt Taylor (QR Red's Match Analyst) Game Analysis/Referee Interaction
- IRB Test Referees Various Subjects, Advanced Referee Course
- Andrew Cole Decision Making
- Erin Haske Training/Diet/Injury
-

I would like to thank Ian Scotney for his organization of referee coaches and general advice on the overall referee coaching program. I would also like to thank all referee coaches for the support they were able to give in 2010. Your efforts were greatly appreciated and particularly by the referees themselves who in the main were very positive about the advice and feedback provided.

Paul Evans
Community Coaching Coordinator
1 October 2010

2010 REFEREE COACHING REPORT STATISTICS

NAME	REFEREE COACHING REPORTS QRRR (BRISBANE) Inc MEMBERS ON RRIMS	REFEREE COACHING REPORTS QRRR (Brisbane) Inc MEMBERS NOT ON RRIMS	REFEREE COACHING REPORTS NOT ON RRIMS - NON QRRR (BRISBANE) Inc MEMBERS		TOTAL
			CHAMPIONSHIPS (ARU, STATE and COUNTRY)	REPRESENTATIVE, INTERCHANGE AND INTRASTATE	
<i>Backstrom. Peter</i>	1				1
<i>Brockett. Rodd</i>	2				2
<i>Buchanan. Peter Snr</i>	2		1		3
<i>Cole. Andrew</i>	16				16
<i>Coorey. Andrew</i>	1				1
<i>Cuthbert. Greg</i>	9				9
<i>Darcy. Michael</i>		5			5
<i>Dingle. Rupert</i>	8				8
<i>Evans. Paul</i>	33				33
<i>Gofton. Peter</i>	21				21
<i>Hartley. Nicholas</i>	2				2
<i>Harvey. Robert</i>	2				2
<i>Heath. Paul</i>	1	6	1	1	9
<i>Henry. Ben</i>	9				9
<i>Hogan. Mark</i>	10	2		1	13
<i>Lavery. Neil</i>	19				19
<i>Leszczynski. Steve</i>	4				4
<i>McCann. Neill</i>	15			1	16
<i>McLoughlin. Alan</i>	12	1			13
<i>Moloney. Luke</i>	1				1
<i>Newton. Chris</i>	46	3			49
<i>O'Donnell. Brian</i>	5				5
<i>Pegg. Geoff</i>	18		12	2	32
<i>Rae. Pat</i>	5	1		1	7
<i>Scoble. Simon</i>	5				5
<i>Scotney. Ian</i>	43				43
<i>Smith. Peter</i>	8				8
<i>Taylor. Craig</i>	10	2	2		14
<i>Willis. Michael</i>	17	1			18
TOTAL	325	21	16	6	368

Interchange Report 2010

Once again the QRRA Brisbane Interchange Program has played a valuable role in developing, sustaining and rewarding our referees. Our Association also continued its proud tradition of fostering wonderful camaraderie with fellow referees from abroad, especially our kiwi mates.

With another successful season saw the implementation of several changes to the Interchange Program, primarily in response to feedback provided over the past few years. The major change involved hosting all of the incoming New Zealand referees together in inner-city serviced apartments, rather than billeting them with Association members. With many of our regular members unable to billet this year, we decided to trial a change to the accommodation arrangements and was pleasantly surprised by the positive feedback, from both the visiting referees and our small team of dedicated helpers. Having them all centrally located assisted with many of the logistical aspects of the week, but also provided our guests with some additional freedom to enjoy the sights of Brisbane and surrounding areas.

In addition to their refereeing commitments, several of our visitors were able to catch-up with friends and family who live locally, something that in the past was a little more problematic as many were afraid of offending their billets by going out without them. One of the kiwi referees was able to see his daughter for the first time in several years and he even managed to get her along to watch him referee, something she couldn't recalling doing in a very long time!

For the second year we continued our relationship with the Hawkes Bay Rugby Referees while we discontinued our links with the Waikato Rugby Referees. Providing our members with some new opportunities has been well received and it is envisaged this will continue.

Many factors contributed to a significantly downsized Intrastate Program this season. Many people sighted the tough economic climate as a reason for their inability to participate, however we are all hoping this will be a temporary aberration and will soon see a return to the Queensland country hospitality many have already enjoyed over the years.

Rain, rain and a little more rain greeted many of our referees on arrival in New Zealand. In fact, one of our guys almost returned to Brisbane with the unenviable tag of DNR - did not referee, due to the persistent inclement weather. Thankfully the clouds parted and the fields were drained just long enough for a hastily-convened game to take place on the final day. Many unconfirmed reports from Canterbury and Wellington suggest Bundy rum, fine Australian wine and much laughter took the place of actually refereeing on many occasions.

Our incoming referees again enjoyed a smorgasbord of quality rugby including Brisbane Seniors, Colts and Juniors, as well as the Southern Skies and Gold Coast International Schools carnivals.

Coordinating the Interchange Program can, at times, can be a very challenging task, but this year I was overwhelmed by the generosity of a small group of our dedicated members, many of whom were more than happy to help out at a moment's notice. My thanks to Andrew Coorey, Simon Moore, Brian Fleming and Simon Scoble who were collectively outstanding. Juggling their own work, personal and rugby commitments, these guys acted as limousine drivers, chefs, tour guides and golfing partners, as well as organising a XXXX brewery tour and tickets to the Broncos. Several others (too numerous to name here) pitched in, and to all I am most thankful for your support.

Outbounds

New Zealand

Canterbury	Luke Moloney, Simon Scoble and Mark Hogan
Wellington	Shaun Rigby and Duncan Male
Hawkes Bay	Michael Wallace and Barry Leask

Inbound

New Zealand

Canterbury	Nick Dench, Spencer Tait and Dennis King
Wellington	Nicholas Hogan and Bradley Hudson
Hawkes Bay	Keith Groube and Kingi Keil

Luke Spence
Interchange Coordinator
14 October 2010

Judicial Statistical Report 2010

Some key features of the 2010 season were:

- The continuation of the mandatory regime, where send off reports are initially reviewed by the committee, with the player having to appear only if it is likely from the report that the sanction for the offence will be greater than one week.
- A trial for the 2010 season of reducing the mandatory penalty (for a punch) under the Safety Directive from a Red Card to a Yellow Card in all Premier Matches and for the finals (based on the fact that assistant referees are appointed to these matches.
- The Colts statistics have climbed to levels of 2 years ago.
- The Committee has for years been trying to bring schoolboy rugby, particularly the GPS competition under a judicial system. Despite many press reports and comments about safety concerns by various headmasters, unsuccessful attempts were again made to introduce a GPS schools disciplinary system. Since a key objective of the committee is to ensure player safety, this continuing deadlock is quite disappointing.

The key statistics for 2010 were:

- 64 players/officials were sent off or cited for breaches (11 were Code of Conduct the majority of which were for Colts as well as 2 players cited (2009:96, 2008:80, 2007:98, 2006:107). Effectively there were only 53 send offs of players on the day.
- 21 were given a 1 week suspension without appearance (2009:36, 2008:25, 2007:44)
- 28 Colts (4 Premier Colts) were sent off. (2009:22, 2008:18, 2007:43, 2006:42)
- 5 Premier Players were sent off (2009:13, 2008:7, 2007:6, 2006:11)
- 23 players remain suspended for failing to appear when required or after being cited

It is important for QRRRA members to appreciate that the most prevalent offence attracting a higher penalty continues to be for abuse of match officials. Players and clubs are left in no doubt that this is totally unacceptable. By way of illustration, one case of referee abuse received an 8 week penalty.

On the other hand, the level of serious instances of foul play likely to endanger player safety continues to decline. The positive role played by most club officials would appear to be a strong influence in this as well.

Members, in the main, are to be congratulated for their reports. While it is said every year, clearly stating the facts of the incident(s) is key. Apart from Premier and occasionally some other games, there is no video evidence of incidents, so hearings all turn on the referee send off report.

Geoff Gardiner
 QRRR Judiciary Representative
 12 October 2010

QRU Send Off Summary 2010

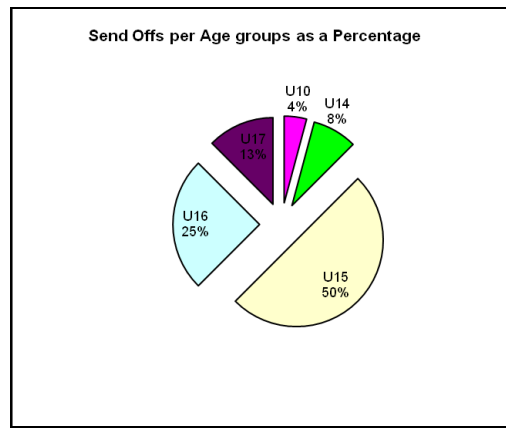
Grade	2010	Grade %	2009	Grade %	Change
Premier	5	8	12	13	-7
1 st Grade	0	0	8	8	-8
2 nd Grade	6	9	6	6	0
3 rd Grade	7	11	7	7	0
4 th Grade	4	6	12	13	-8
Premier Colts	4	6	6	6	-2
Colts 1	8	13	9	9	-1
Colts 2	16	25	11	11	+5
Colts 3	0	0	2	2	-2
Women	1	2	0	0	+1
Barber Cup	3	5	8	8	-5
Pegg Cup	2	3	3	3	-1
Scotney Cup	3	5	0	0	+3
Wyatt Cup	3	5	1	1	+2
Normanby Cup	2	3	5	5	-3
Division 1	0	0	2	2	-2
Division 2	0	0	2	2	-2
Division 3	0	0	2	2	-2
	64		96		-32

QRU Breakdown of the Decisions:

Decision	1 week	2 weeks	3 weeks	4 weeks	5 -10 weeks	11-24 weeks	26 weeks	Send off sufficient	No case to answer	Caution	Did not appear
QRU	30	11	4	1	1	0	0	2	9	2	4

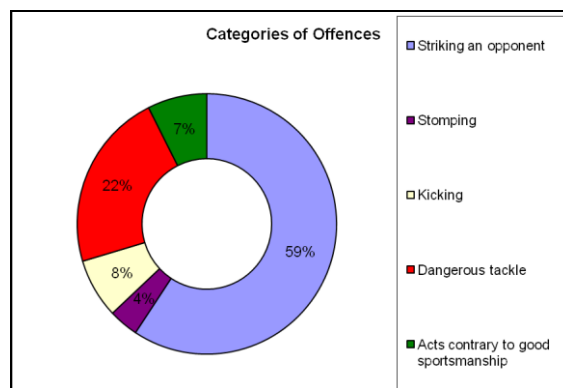
BJRU Send Off Summary 2010

Grade	2010	Grade %	2009	Grade %	Change
10	1	0	1	3	0
11	1	4	0	0	+1
12	2	8	7	21	-5
13	0	0	7	21	-7
14	2	8	4	12	-2
15	12	48	2	6	+10
16	6	24	4	12	+2
17	3	6	9	25	-6
	27		34		-7



BJRU Send Off Offence Summary

Offence	Send Offs
Striking	16
Stomping	1
Kicking	2
Dangerous Tackle	6
Acts Contrary to Good Sportsmanship	2



The Management Committee and members of the Queensland Rugby Referees Association (Brisbane) Inc. gratefully acknowledge the support of the following sponsors during the 2009 season.



*Coopers Plains
Dental Group*

